




# Don't Monkey Around with Safety in Your Neighborhood

For more information  
on traffic safety:  
[www.tmcec.com/drsr](http://www.tmcec.com/drsr)  
[www.texasre.org](http://www.texasre.org)



by Dawn Fielder  
Illustrated by  
Nathan Jensen



## **About Driving on the Right Side of the Road**

This publication is a part of the Driving on the Right Side of the Road (DRSR) program, developed by the Law-Related Education Department of the State Bar of Texas, Law Focused Education, Inc., and the Texas Municipal Courts Education Center with funding from the Texas Court of Criminal Appeals and the Texas Department of Transportation. These organizations are very concerned about traffic safety in Texas communities. Motor vehicle crashes are the leading cause of death for 5-20 year olds in the United States. Young children are often hurt if they do not sit in a booster seat, do not wear their safety belt, do not obey traffic signals, or fail to wear protective equipment when bicycling, rollerblading, or skateboarding. The purpose of the DRSR program is to offer a preventive educational resource to encourage responsible decision-making and adherence to safe practices when children are in a car, on the street, or out in public.

DRSR has created a series of lessons for social studies classes at the elementary and secondary levels on citizenship education and traffic safety. The program is aligned with the TEKS (Texas Essential Knowledge and Skills), which all students are tested on in Texas public schools. Upper grade level lessons use student-centered, interactive strategies to teach traffic safety while studying city, state, and national government, the three branches of government, and the responsibilities of citizenship. Elementary lessons also use traffic safety content to teach language arts and math skills. Traffic safety games and information are also available on the DRSR website.

DRSR's Information Sheets provide teachers with background information about traffic laws and municipal court. DRSR can assist teachers in contacting local municipal judges, court support personnel, and city prosecutors to ask them to serve as resource persons in the classroom. Resource persons can bring the lessons alive by providing real life or hypothetical examples, accurate descriptions of what the law requires, and serve as positive role models for students.

We thank you for using these materials in your classrooms.

**For more information and resources, please visit:**  
**[www.drsr.info](http://www.drsr.info)    [www.texaslre.org](http://www.texaslre.org)    [www.tmcec.com](http://www.tmcec.com)**

# Don't Monkey Around with Safety in Your Neighborhood



by Dawn Fielder

Illustrated by  
Nathan Jensen



It has been raining for weeks.  
Marigold and her brother Milton  
have been playing indoors.

They built a fort with couch  
cushions and made collages  
using cut up magazines.

They really want to  
go outside to play.


The rain eventually stops.  
Marigold and Milton eat  
their lunch then ask their  
mother if they can go  
outside to play.

Mom tells them they can go, but  
they have to stay close to home  
where she can see them.




“Go have fun, but follow all the safety rules you have learned and come back inside before it gets dark!”

Marigold and Milton set out on their adventure. They go outside to see what sorts of fun they can find.

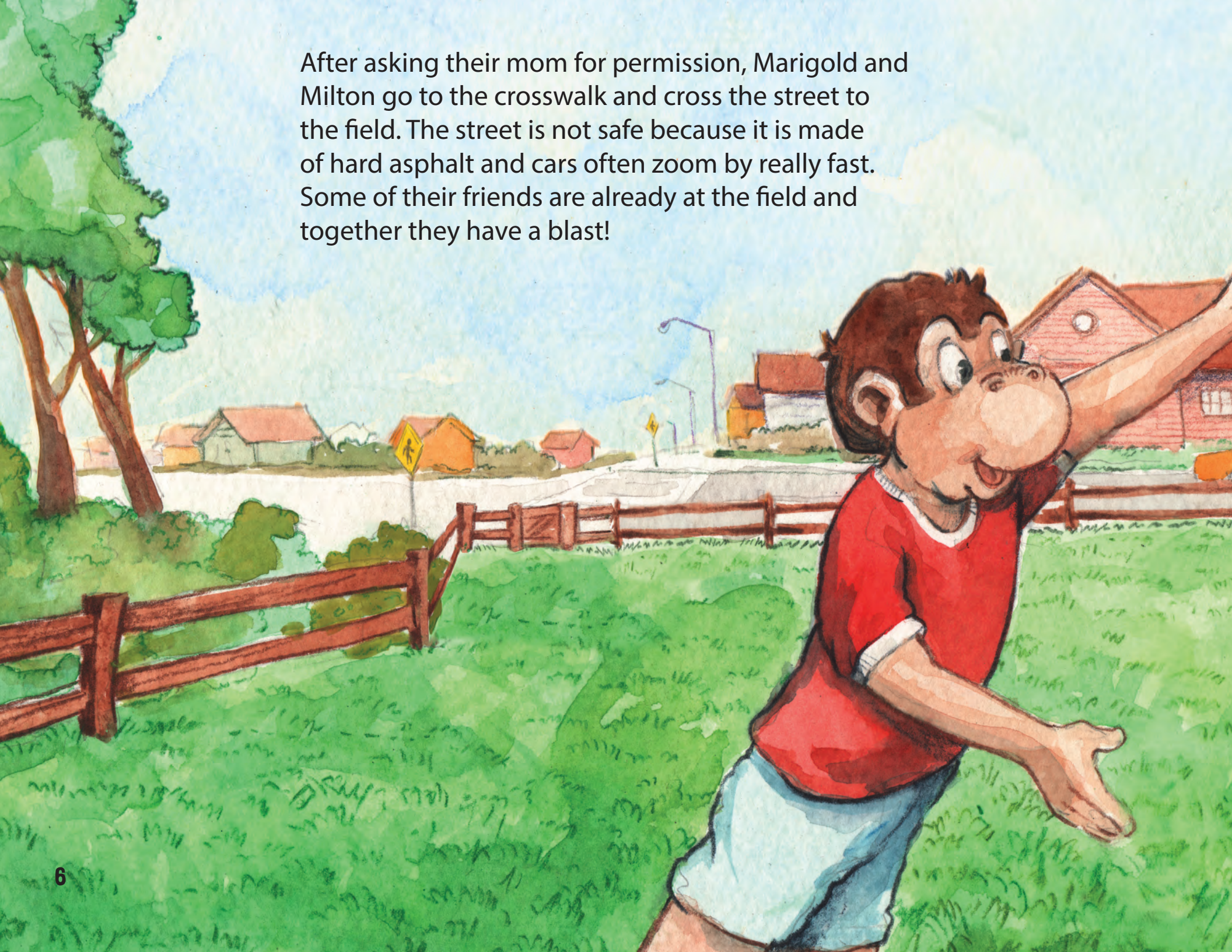


Marigold has a new soccer ball and she has been practicing her soccer skills. The street is not a safe place to play soccer, so she and Milton must decide where else to play.



There is a field across the street where their mother can watch them play.

After asking their mom for permission, Marigold and Milton go to the crosswalk and cross the street to the field. The street is not safe because it is made of hard asphalt and cars often zoom by really fast. Some of their friends are already at the field and together they have a blast!








Marigold can pass the ball like a pro and Milton is a really good goalie. Everyone wears mouth guards and shin guards to keep their teeth and legs safe – just like the pros!

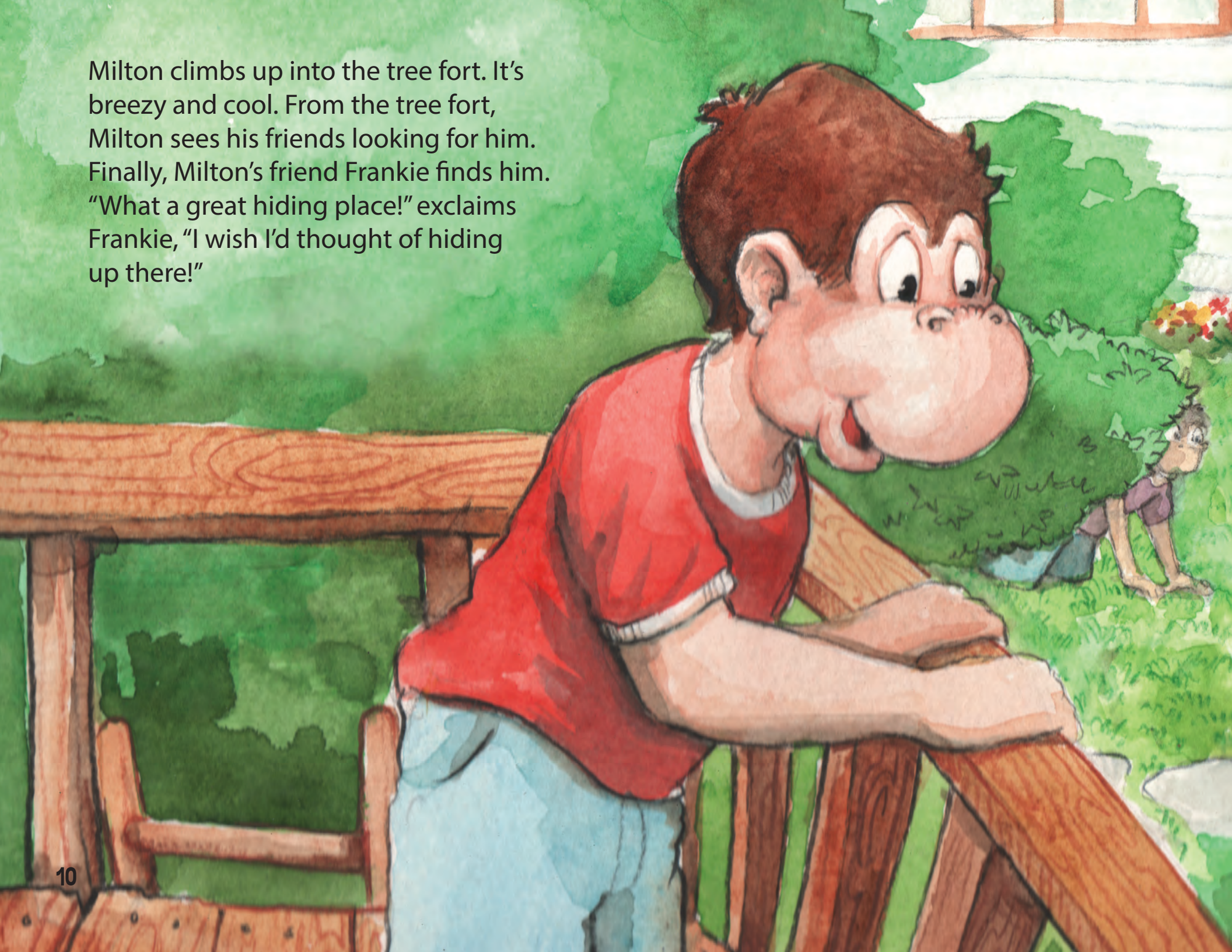
After playing soccer, Marigold and Milton invite their friends to come over to play hide and seek at their house.



Everyone looks for safe places to hide.  
Milton decides to hide in his tree fort.




Milton climbs up into the tree fort. It's breezy and cool. From the tree fort, Milton sees his friends looking for him. Finally, Milton's friend Frankie finds him. "What a great hiding place!" exclaims Frankie, "I wish I'd thought of hiding up there!"





After their friends head home, Marigold and Milton still want to play. They decide to ride bikes. Marigold recently got a new bike for her birthday and she is really excited to ride it. They put on their helmets and make sure their lights are working in case it gets dark. But where should they ride?





While they are deciding, their Dad comes home. "Dad, will you take us riding on the trail?" Marigold asks. "Sounds fun! Let's go!" Dad replies.

Marigold, Milton, and their Dad ride their bikes on a trail while following all of their bike safety rules.








## Bike Safety Rules:


- Obey all traffic signs and signals.
- Always wear your helmet.
- Ride near the curb and go in the same direction as other traffic.
- Use crosswalks and bike lanes.
- Be careful around parked cars.
- Use hand and arm signals.
- Keep your hands on the handlebars except when signaling.
- Have a white light in front and a red light or reflector in the back.



After they get home from biking, Marigold and Milton are getting thirsty.

“Dad! Can you take us down the street to the lemonade stand? We don’t want to get dehydrated!” Milton states.






“Of course! Hydration is important! But you both need to hold my hand when we walk down the street, and we can only cross the street at a crosswalk and when a signal says we can walk,” Dad replies.

Marigold and Milton hold their dad's hand as they cross the street at an intersection. Their neighbor, Max, is driving along the street and he stops at a red signal and sees them. To be safe, they all make sure Max notices them as they cross. Marigold and Milton give him a wave to say thank you.



They reach the lemonade stand their friend Timmy has set up. YUM!  
The lemonade is cold and refreshing.


The day is almost over. Marigold and Milton start thinking about what other fun activities they can do when they finish their lemonade. "Dad, what are we going to do next?" Milton asks. "It is going to be dark soon so it is time to start walking home," Dad replies.




It is nice to be holding hands with their dad. It makes Marigold and Milton feel safe. There is a beautiful sunset. They cross the street safely at crosswalks and when the signal allows them to cross.



They get home just as it is starting to get dark. Milton gives Marigold a high five because they remember their mom said they had to be home before it got dark, and they were successful!




"Your mother and I are proud of you for following all the safety rules you have learned while playing in the neighborhood today!" Dad says. "As a reward for following all the safety rules, let's go bowling this weekend!" Mom says.





That weekend, Marigold, Milton, and their parents have a great time bowling. Milton and Marigold will always remember to be safe when they are playing in the neighborhood!





Text & Illustrations copyright 2015 TxDOT

For further information, contact:  
Texas Municipal Courts Education Center  
2210 Hancock Drive  
Austin, TX 78756  
512.320.8274

Printed in Austin, Texas  
First impression  
ISBN - 978-0-9899505-3-4  
10 9 8 7 6 5 4 3 2 1 (SC)

This book was developed and produced collaboratively by:

Dawn Fielder, Author, Elementary and Pre-K Social Studies Educator;  
Elizabeth De La Garza, TMCEC, TxDOT Grant Administrator;  
Ned Minevitz, TMCEC, TxDOT Grant Administrator and Program Attorney;  
Lydia Bryan-Valdez, TxDOT, Traffic Safety Program Manager, CTCM, Paralegal;  
Jim Hollis, TxDOT Program Management Director;  
Terry Pence, TxDOT Traffic Safety Section Director;  
and Carol Rawson, P.E., TxDOT Traffic Operations Division Director

The illustrations were rendered in watercolor on Arches paper.  
The text type was set in Thonburi.  
Composed in the United States of America  
Graphic layout by Nathan Jensen



# Save a Life™

Texas Department of Transportation