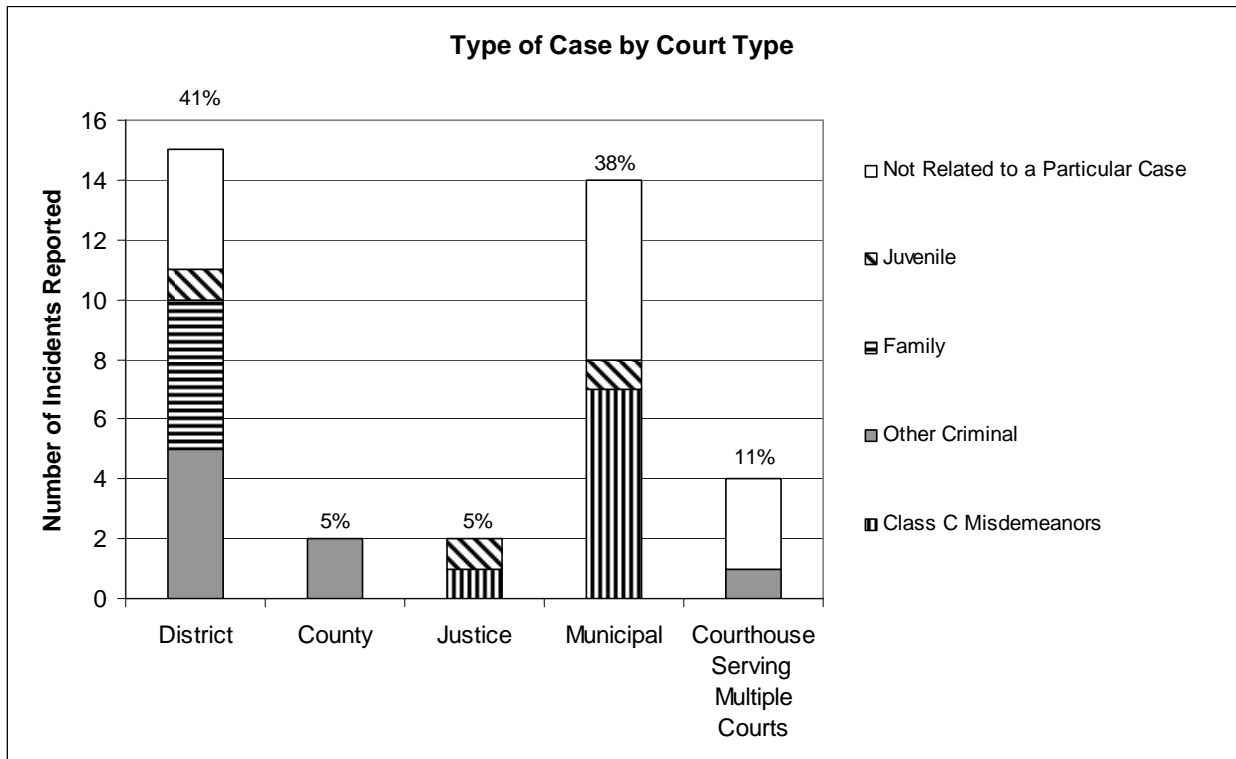




Office of Court Administration  
**Texas Court Security Incident Reports**  
March 2009–May 2009

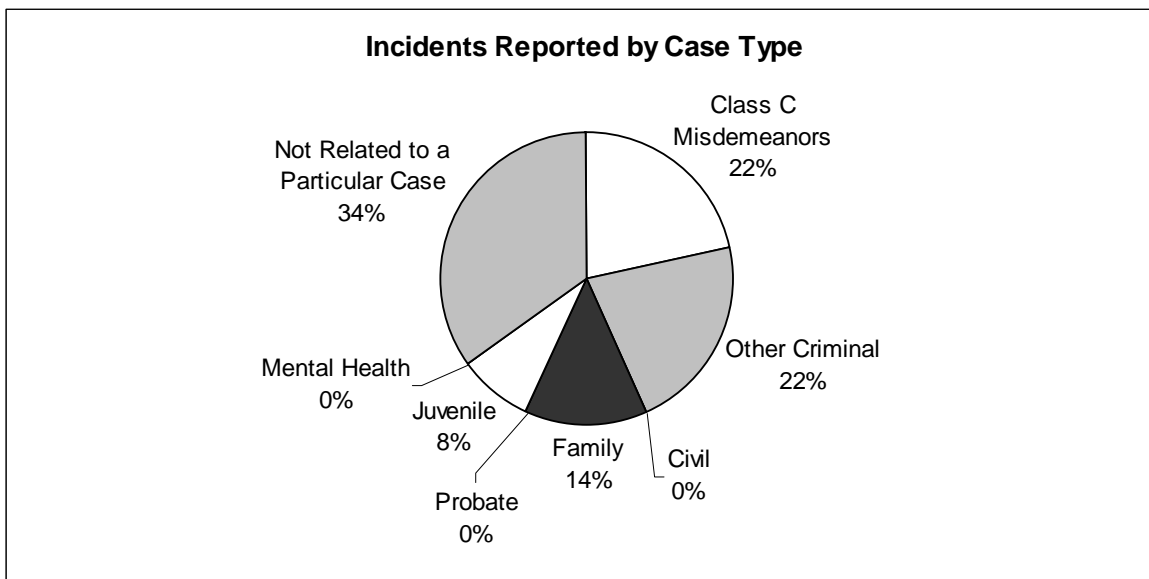
Between March 1, 2009 and May 31, 2009, **37 incident reports were submitted** to the Office of Court Administration. This corresponds to an **average of 12 incidents per month**. In comparison, for the same period in FY 2008, 56 incidents were reported, which corresponded to an average of 19 incidents per month.

Of the 37 incident reports submitted, 41 percent were submitted by **district courts** (15 incidents), 5 percent by **county courts** (2 incidents), 38 percent by **municipal courts** (14 incidents), 5 percent by **justice courts** (2 incidents) and 11 percent by **courthouses that serve more than one court type** (4 incidents).

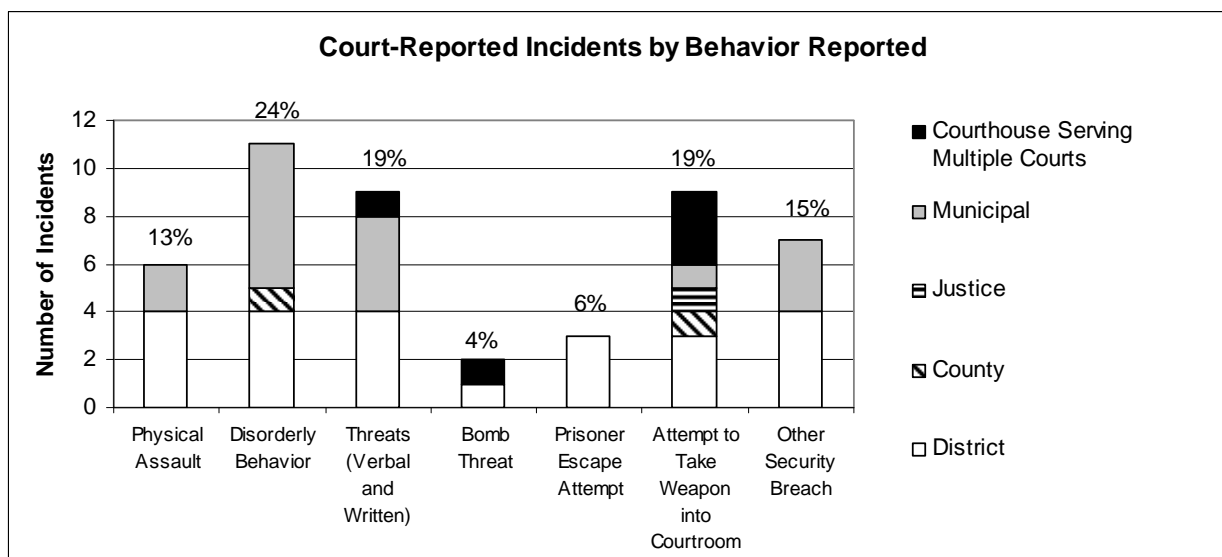


Incidents reported by **district courts** were most often related to criminal cases (5 incidents) or family cases (5 incidents). Incidents reported by **county courts** were all related to criminal cases (2 incidents). No trend developed in **justice courts** (2 incidents total). Most incidents reported by **municipal courts** were related to class C misdemeanors (7 incidents) or were not related to a particular case (6 incidents). For **courthouses that serve more than one court type**, most incidents were not related to a particular case (3 incidents).

**Texas Court Security Incident Reports  
March 2009–May 2009**

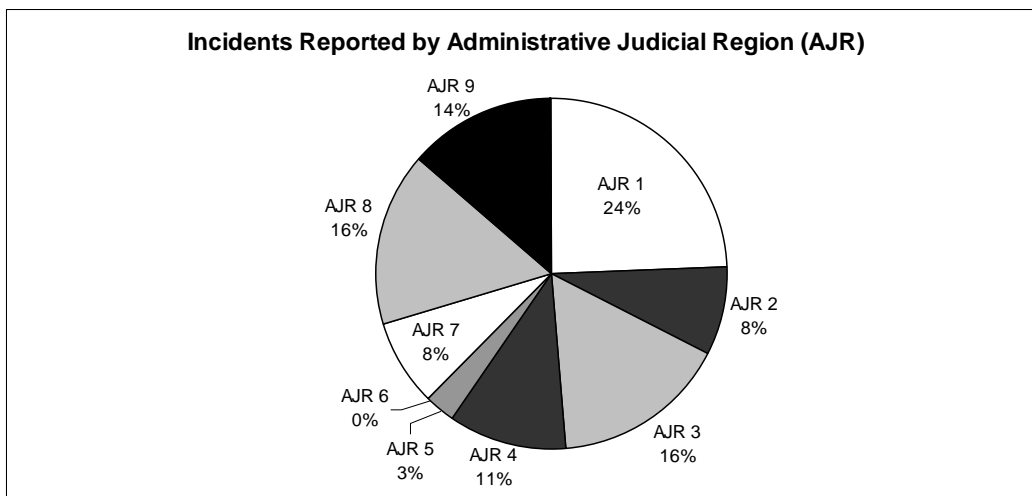


Thirty-four percent of all reported incidents were **not related to a particular case**. **Class C misdemeanor** and **other criminal cases** each constituted 22 percent of the total, and **family cases** constituted 14 percent.

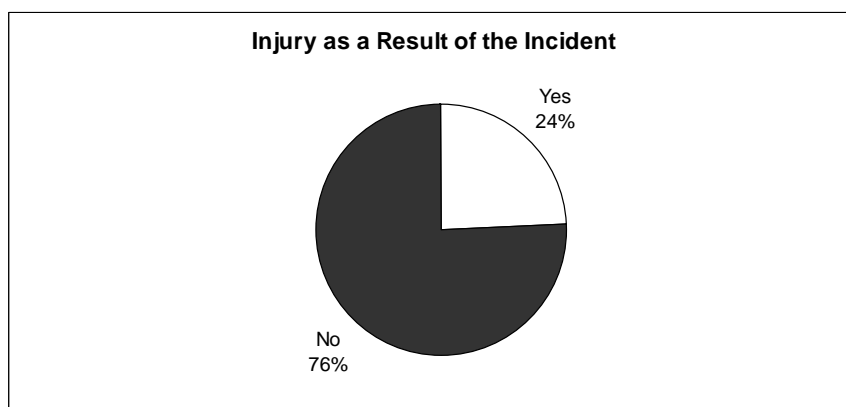


Of the reported incidents, 24 percent involved **disorderly behavior**. The next most common behaviors reported were **threats (both written and verbal)** and **attempts to take a weapon into courtroom**, each with 19 percent of reported incidents.

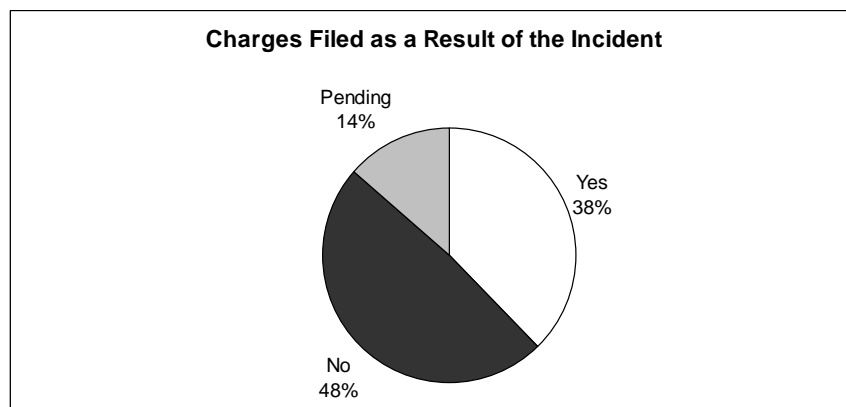
Texas Court Security Incident Reports  
March 2009–May 2009



**AJR 1** reported the most security incidents (9 incidents). **AJR 3** and **AJR 8** reported six incidents each, **AJR 9** reported five incidents, **AJR 4** reported four incidents, **AJR 2** and **AJR 7** reported three incidents each, and **AJR 5** reported one incident. **AJR 6** reported no incidents.



Twenty-four percent of the incidents resulted in **injury** (9 incidents). In 76 percent of incidents, **no injuries** were reported (28 incidents).



In 38 percent of the incidents, **charges were filed** (14 incidents). In 14 percent of the incidents, **charges are pending** (5 incidents). **Charges were not filed** in 48 percent of the incidents (18 incidents).