


**LEVEL
TWO**



Driving on the Right Side of the Road

LEVEL TWO

Map of Do's and Don'ts Level Two-3

X Car O (Celebrity Tic, Tac, Toe) Level Two-7

In the Driver's Seat: Do You Have what It Takes
To Be a Good Driver in Texas? Level Two-37

Rules of the Road Level Two-43

“OUR TOWN” MAP OF DO’S AND DON’TS

Learning Objectives: Students will

1. Develop map reading skills by using the TxDOT “Our Town” map.
2. Identify safe and unsafe practices.
3. Write a personal or persuasive narrative.

TEKS: SS 7.15.A, 1.22.D; ELA 5.C, 10.A, 10.H, 13.A, 15.B, 22.B

Materials Needed: TxDOT “Our Town” map


Vocabulary: Practices, map coordinates

Teaching Strategy:

1. Distribute a copy of the traffic safety map to each student.
2. Ask students to use the map coordinates to locate examples of both safe and unsafe behaviors and actions pictured on the map.
3. Make a class list of these examples, discussing each issue as it is mentioned. In the case of the unsafe behavior practices, students should suggest ways to correct the behavior.
4. From the list developed above, each student should select one safe behavior which is enforced by current law and, in his or her view, has the greatest effect on public safety.
5. Using this choice, instruct the students to create personal experience narratives in which a person makes the right choice for personal safety.
6. Using the blank grid provided, have students create a “map” of an imaginary town illustrating safe and unsafe transportation behavior.

Extension for GP/Pre-AP:

Students will create and present daily announcements during safety week that highlight examples of personal experience narratives created with the “Do’s and Don’ts” illustrated on the map.



OUR TOWN

"OUR TOWN" MAP OF DO'S AND DON'TS

Safe Behaviors

- 1.
- 2.
- 3.
- 4.
- 5.
- 6.
- 7.
- 8.
- 9.
- 10.

Coordinates

- 1.
- 2.
- 3.
- 4.
- 5.
- 6.
- 7.
- 8.
- 9.
- 10.

Unsafe Behaviors

- 1.
- 2.
- 3.
- 4.
- 5.
- 6.
- 7.
- 8.
- 9.
- 10.

Coordinates

- 1.
- 2.
- 3.
- 4.
- 5.
- 6.
- 7.
- 8.
- 9.
- 10.

	A	B	C	D	E	F	G	H	I	J	K	L	M	N	
1															1
2															2
3															3
4															4
5															5
6															6
7															7
8															8
9															9
10															10
11															11
12															12
13															13
14															14
15															15
16															16
17															17
18															18
19															19
20															20



X CAR O

(Automobile Tic, Tac, Toe)

Learning Objectives: Students will

1. Analyze and evaluate safe driving practices.
2. Identify the branches of government.


TEKS: SS 7.15.A, 7.15.B, 7.16.B, 7.21.B, 7.21.C, 7.21.A, 7.23.B

Materials Needed: *Texas Drivers Handbook*, Texas Government Packet, nine student desks lined up in rows of three each, chalkboard or flipchart paper for Tic, Tac, Toe board, timer (optional)

Vocabulary: Distraction, aggressive driving, suspension, conviction, DWI (Driving While intoxicated) or DUI (Driving Under the Influence), tailgating

Teaching Strategy:

1. Provide each student with a copy of the *Texas Drivers Handbook* (available at www.txdps.state.tx.us or at www.tmcce.com). Before playing the game, distribute the *Texas Drivers Handbook* during free time so the students can review.
2. Using the material from the *Texas Drivers Handbook*, explain that the class will now participate in a game similar to the television show “Hollywood Squares” or the pencil/paper game Tic, Tac, Toe as a reinforcement for what they have learned.
3. Nine students will volunteer or be chosen to be car drivers. Give each volunteer one of the full-page pictures of cars (attached). They will take their places in the nine student desks.
4. Divide the remainder of the class into two teams. One team will be the “X’s” and the other the “O’s.” Draw a Tic, Tac, Toe form on the board or flipchart to keep score (a designated student should serve as the scorekeeper).

- 
5. Call on student #1 in the “X” group. That student should pick one of the car drivers. The teacher then asks the chosen car driver a question, who answers the question. Explain that the drivers are allowed to bluff if they don’t know the answer, or if they simply want to try and trick the student. Student #1 agrees or disagrees with the answer given by the driver. Students may talk with other team members before answering, but they should be discouraged from actually looking up the answers themselves. If the student is correct, an X is placed on the board in the corresponding spot. If the student misses the question, the O’s get the square unless that would make that team win. In this case, the next student must answer a question and earn the win. The game continues until one of the groups scores Tic, Tac, Toe (vertically, horizontally, or diagonally).

The game may be repeated until class time is over or all questions are covered.

Notes to the Teacher:

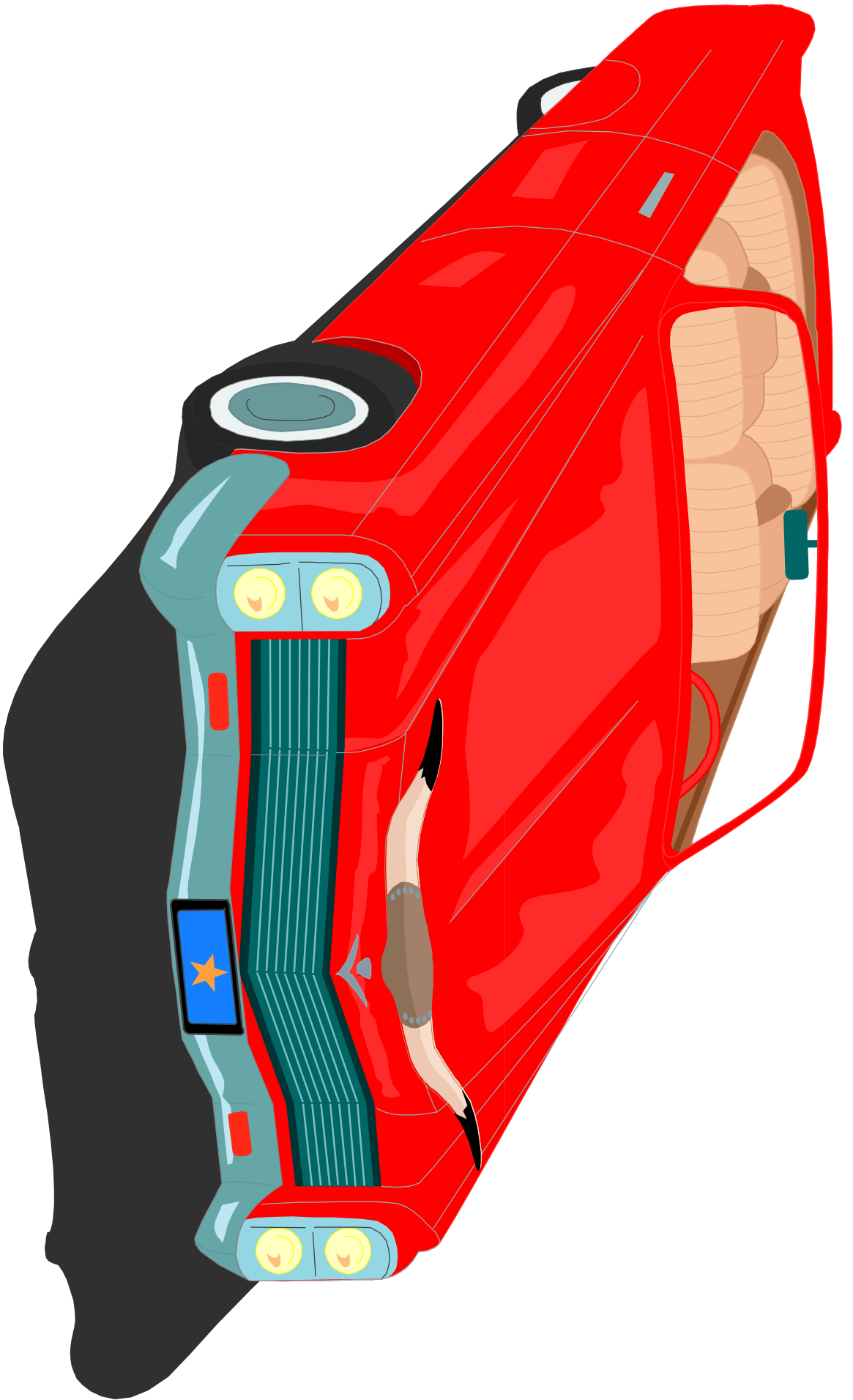
- 1) In order to keep the game moving and be able to cover all the questions, it might be necessary to set a timer. When the timer goes off, the student must agree or disagree with the car driver.
- 2) The teacher might find it helpful to have students write down questions and correct answers to be turned in for a grade instead of having team members aid the student answering the question.
- 3) It is suggested that this lesson be followed with the TxDOT lesson entitled “In the Driver’s Seat: Do You Have What it Takes to be a Good Driver in Texas?”



Extension for GP/Pre-AP:

Each car team will design a concept car that will incorporate a new safety feature into the car. Students will write a description of the new car and its safety features, and will also draw a picture of the new car. Students will research how to send the new design to a car manufacturer and then do so if possible.

Students will spend one morning before school observing cars entering the school parking lot. Teams will count different infractions, such as seat belt usage, speeding, usage of turn signals, and miscellaneous other violations. Using their graphing skills, students will average the percentage of students, teachers, or parents who violate or follow each rule and then create graphs from those statistics. Using this data, students should produce a school public safety ad that suggests solutions for frequent and/or dangerous infractions.



CADILLAC




CHEVY PICK-UP

HUMMER



JEEP



LEVEL TWO-12

VAN



FERRARI

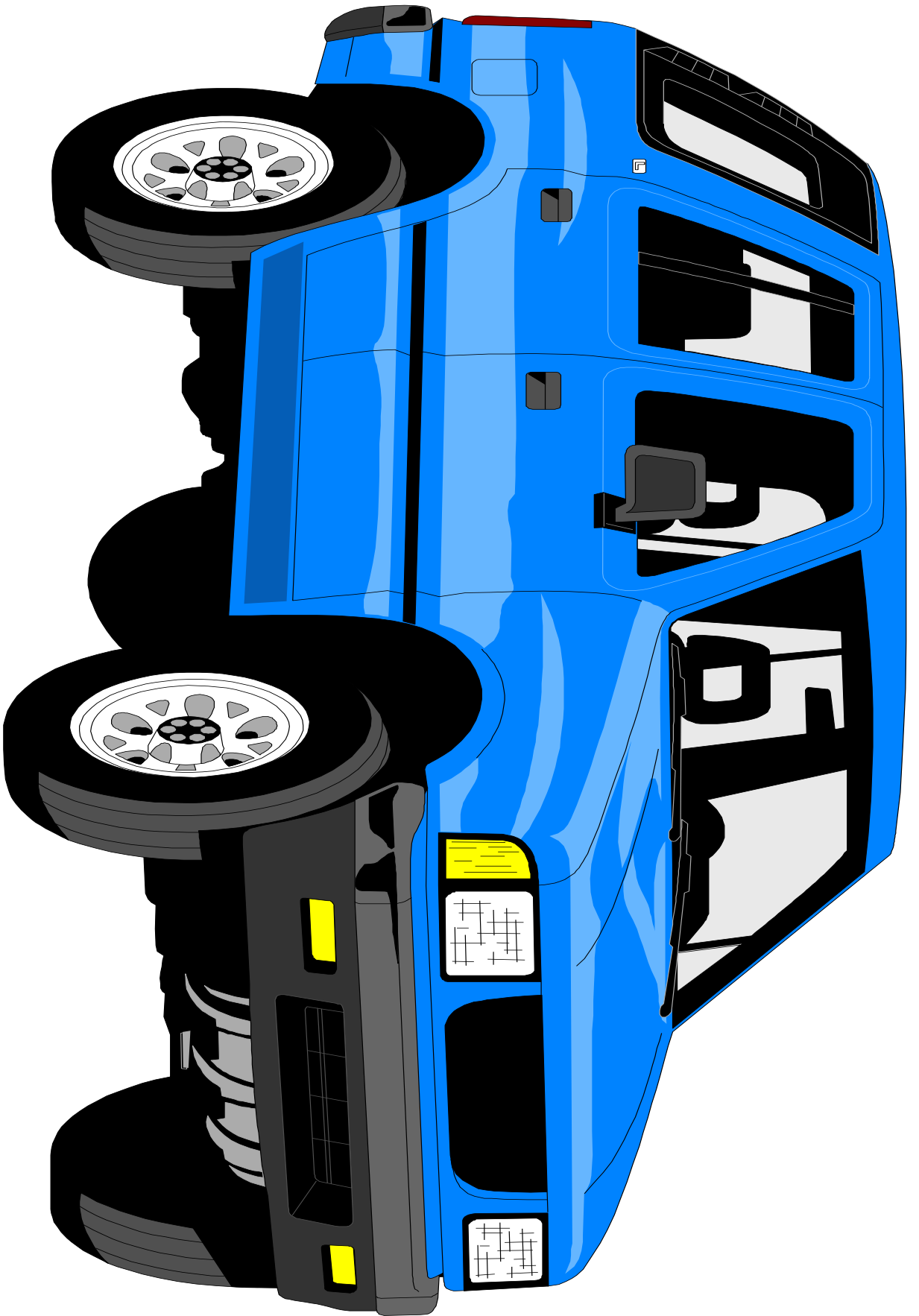


LEVEL TWO-14

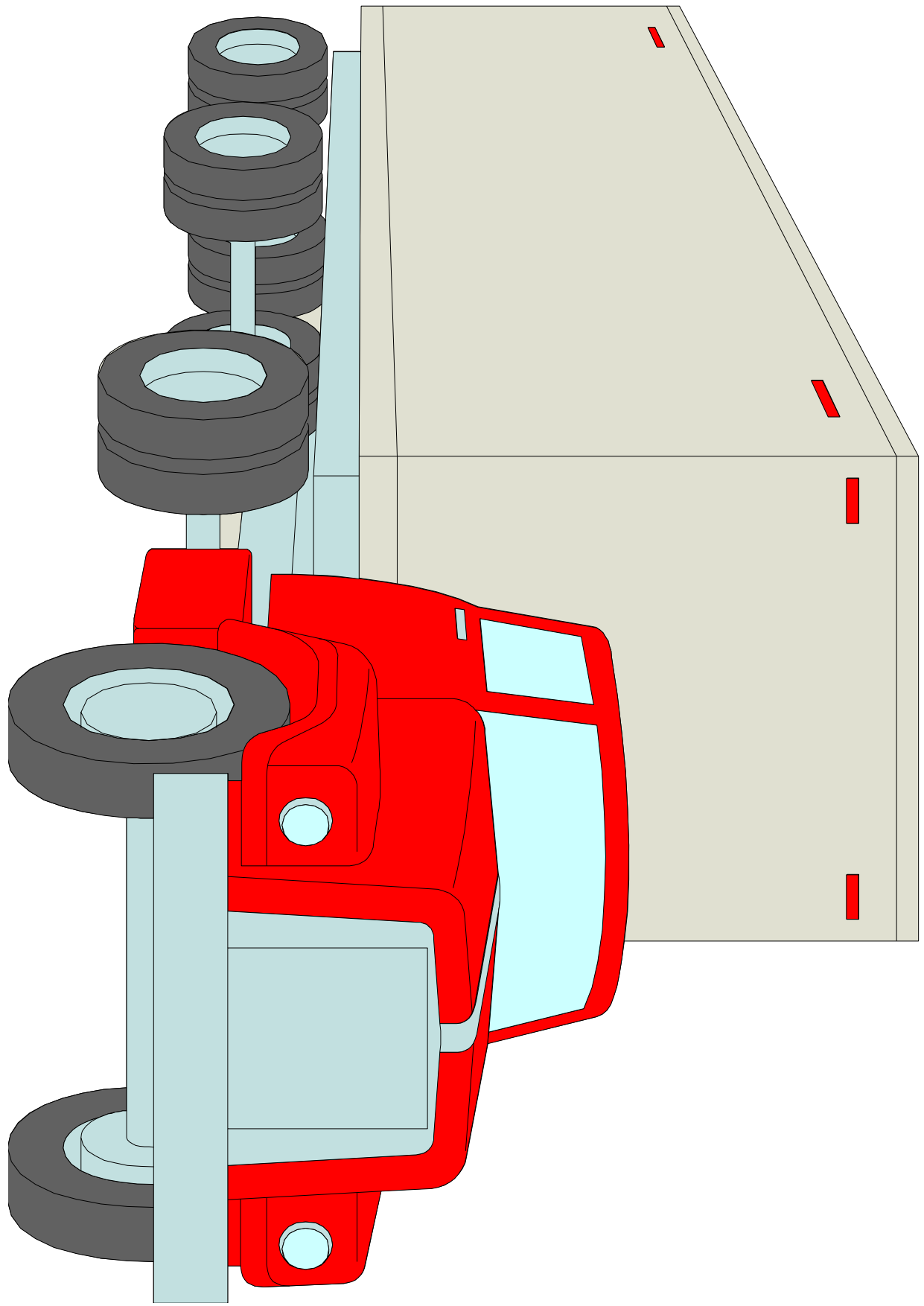


MINI COOPER

SUV





SEMI TRUCK




Texas Government Packet



**COMPARING THE TEXAS CONSTITUTION
AND THE U. S. CONSTITUTION**

	TEXAS	U. S.
		
1. LENGTH	100,000 WORDS	7,000 WORDS
2. DATE ADOPTED	1876	1789
3. AMENDMENTS	456	27
4. BILL OF RIGHTS	Article I	Amendments 1-10
5. SYSTEM OF GOVERNMENT	Unitary	Federal
6. PUBLIC POLICY	Detailed discussion of specific policy issues	No discussion of specific policy issues
7. GOVERNMENT STRUCTURE	Plural, weak executive, Two highest appellate courts, Bicameral legislature	Singular, strong executive, One Supreme Court, Bicameral legislature

CITY GOVERNMENT



In Texas, there are essentially two forms of municipal governments today – Mayor-Council and Council-Manager. Cities are divided into general law and home rule cities. The main difference is that home rule cities have rule making authority and are allowed to create and modify its form of government to meet local needs, rather than being defined by the general law, created by the Texas legislature. Thus, general law cities have less flexibility. The type of city is defined in its charter.

Charter – The city’s founding legal document that defines its structure and powers. It is similar to a constitution, but adopted by voters living in the city. Only a general law city has a charter.

Mayor-Council – This is the most widely used form of city government in less populated, rural cities. Most of the day-to-day operations of the city are carried out by either the mayor or the city council. In this form of city government, there are structures with strong mayors or weak mayors. For example, in a strong mayor form of city government, the mayor has veto power over ordinances passed by the council and often may hire and fire employees.

Council-Manager – More popular in mid-sized and larger cities, voters who reside in that city elect a city council and mayor, who in turn hire a city manager to carry out the council’s policies and manage the city employees.

City Council – Acts as the legislative body for the city. Its involvement in the operations of the city typically depend on the size of the city.


Mayor – Acts as the Chief Executive or head of the city; presides over city council meetings; and often serves as the city spokesperson.

City Council Members- Elected by residents who are qualified to vote.

City Elections - Municipal elections in Texas are nonpartisan in the sense that candidates do not appear on the ballot on party lines, and do not run as party tickets.

City Manager – In larger cities, the city manager is hired by the council to manage the day to day operations of the city.

CITY GOVERNMENT



City Secretary - Records and maintains custody of all official *city* documents. May serve as city treasurer in smaller cities.

Chief of Police – Hired by the city to run the police department which handles criminal offenses within the city limits.

Municipal Judge – In Texas, usually appointed by the city council, but are elected in more than a dozen Texas cities.

Court – Usually hired by the city council, manager, or judge to process the cases that appear in municipal court.

Ordinance – A law passed by the city council.

THE FUNCTIONS OF CITY GOVERNMENT

The terms city, town and municipality are used to describe local government in urban areas. A town is usually a smaller geographic area than a city. A big city, or metropolis, may have suburbs. The larger the municipality, the larger the range of services and functions.

1. Passing local laws affecting quality of life and public safety or health issues.
2. Protecting public safety – traffic, police, fire, roads, sidewalks
3. Providing for public sanitation – waste and sewage

Certain functions are optional for cities in Texas:

1. Protecting public health – communicable diseases, hospitals, clinics, emergency medical services
2. Providing utilities to citizens – electricity, water
3. Managing land use through zoning
4. Providing local transportation – buses, light rail, airport
5. Providing housing for local income groups and senior citizens
6. Providing for quality of life – libraries, public swimming pools, recreation centers, community college, parks



THE FUNCTIONS OF TEXAS COUNTIES

Texas counties largely exist to perform certain functions for the state:

1. Collecting certain state taxes and fees (for example, the sales tax on automobiles)
2. Administrating and financing state elections
3. Maintaining records for the state (deeds, marriage licenses, wills, etc.)
4. Enforcing state law (particularly in rural areas)
5. Handling minor civil cases by county level judges and justices of the peace (counties also provide office space for Texas district court judges and supplement their salaries)
6. Prosecuting violators of state law by the county or district attorney
7. Registering automobiles

In addition, counties in Texas perform limited functions regarding transportation and welfare:

1. Road and bridge building was once a major county function, and counties largely remain responsible for such in rural areas.
2. Counties may also provide certain welfare services although this varies from county to county.

Certain functions are optional for counties in Texas:

1. Establishing county libraries;
2. Operating public cemeteries;
3. Financing and managing a county hospital and other health services;
4. Creating a county community college district;
5. Providing parks and airports; and
6. Contracting with other local governments to provide services such as fire protection and emergency medical services.



COUNTY GOVERNMENT

Commissioners Court — This is not a court but instead is the legislative (policy-making) and executive (policy-administering) body for each county in the state. It is made up of a county judge who is chosen in a partisan election by the voters of the entire county and four commissioners, each of whom is chosen in a partisan election by the voters in one of the four county commissioners precincts into which every Texas county is divided. Each commissioner is also responsible for his or her own precinct which includes the building and maintenance of roads and bridges.

County Judge — In addition to his membership on the county commissioners court and his participation in its decision-making, the county judge also has some judicial duties. He/she presides over the constitutional county court which in some counties means he/she hears minor civil cases as well as Class A and Class B criminal misdemeanors. In the largest Texas counties the Texas legislature has created one or more county courts at law for the purpose of relieving the county judge of most, or all judicial duties.

County Sheriff — The sheriff has jurisdiction over the entire county but especially in those counties with large cities, the sheriff limits himself/herself to enforcing the law outside the city limits. One of the sheriff's main duties is maintaining the county jail.

County Attorney — This individual serves as legal counsel for the county and as such represents the county in legal matters and prosecutes criminal misdemeanors in county and justice of the peace courts.

County Clerk — This officer is the recorder of all legal documents such as deeds and contracts. In addition, this office issues marriage licenses and birth certificates and serves as the clerk of both the county court and the commissioners court. This individual is also responsible for the conduct of elections.

County Tax Assessor-Collector — This officer collects the general property tax for the county. In addition, this office collects fees for license plates and certificates of title for motor vehicles and serves as the county's registrar of voters.



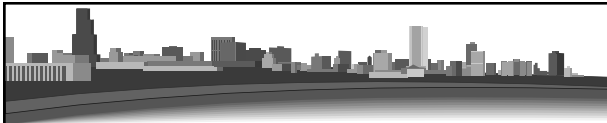
County Treasurer — This officer is responsible for receiving, maintaining, and disbursing county funds. In many counties the office has been eliminated by constitutional amendment.

District Clerk — This individual is principally a court official who keeps court records for county and district courts. In addition, this officer schedules cases in these courts.

Justice of the Peace — In most, but not all, Texas counties there is at least one justice of the peace for each of the four county commissioners precincts. Larger counties may have more justices of the peace. The justice of the peace has jurisdiction over minor civil cases (Texas' small claims court) and Class C misdemeanor criminal cases.

Constable — In most, but not all, Texas counties there is at least one constable for each of the four county commissioners precincts. This individual's duties include executing judgments and serving subpoenas for the justice of the peace courts.

CITY AND COUNTY GOVERNMENT COMPARISON



CITY

Varies-some are volunteers

City Council elections are nonpartisan.

Limited terms

Hundreds of people often pack a council meeting.

City Council Meetings often run all day.

Some of the main duties of the city are zoning, public safety and sanitation.



COUNTY

Earns full time Salary

Commissioners run as Republicans, Democrats, or members of another political party.

Commissioners have no term limits.

Half-dozen or fewer often attend a commissioners court meeting.

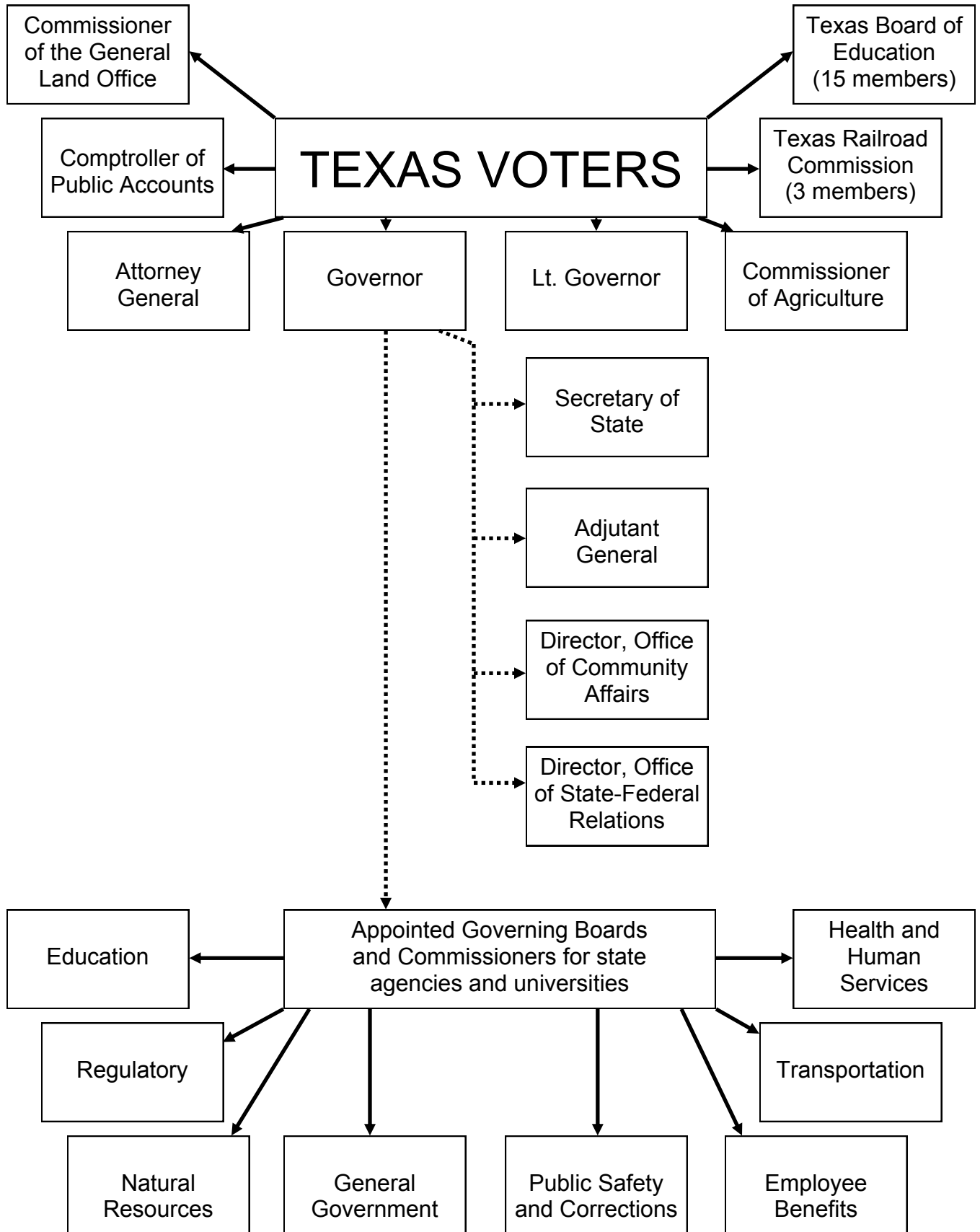
Commissioners court meetings usually wrap up before noon.

One of the commissioners' main duties is to maintain miles of county roads in their districts.

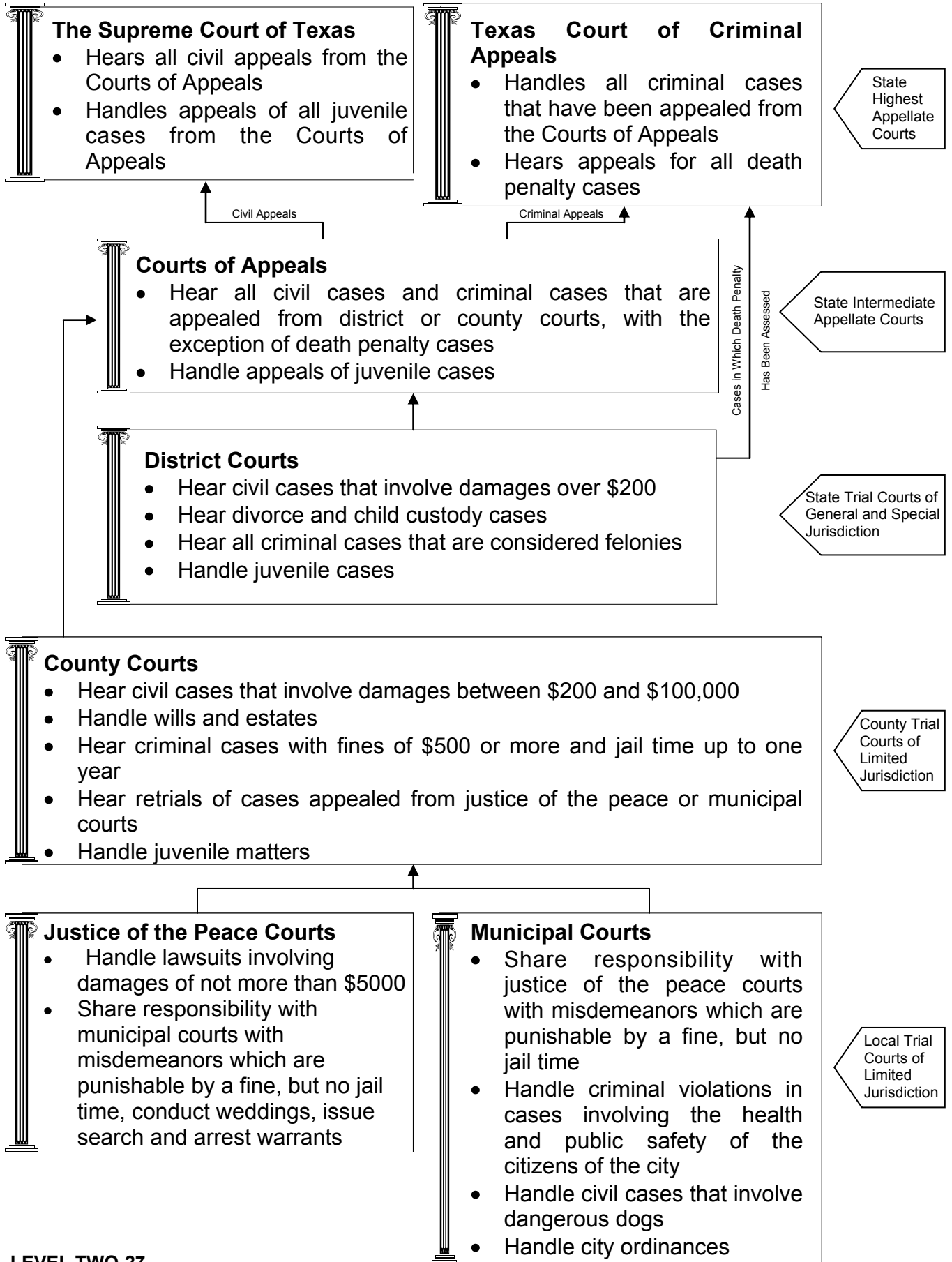
County government in Texas is often called an extension of state government. For instance, counties collect auto registration fees for the state, conduct statewide elections, and administer state health programs.

Commissioners also approve the budgets for other elected county officials. These include the sheriff, district attorney, treasurer, county clerk, district clerk, tax assessor-collector, constable, and justices of the peace. Like judges, these officials don't work directly for the commissioners court.


THE EXECUTIVE BRANCH IN TEXAS



COURT STRUCTURE OF TEXAS

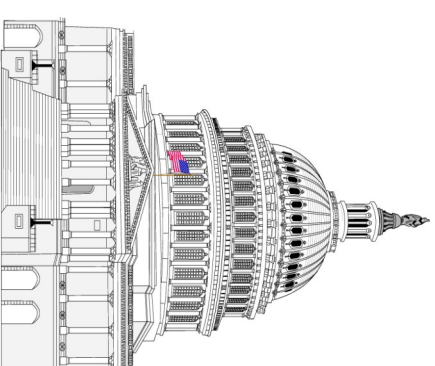


Texas State Capitol Austin, Texas



Number of members of the House of Representatives	150
Number of members of the Senate	31
Term of office of the House of Representatives	Two years
Term of office of the Senate	Four years
Minimum Age to hold office in House	21 years old
Minimum Age to hold office in Senate	26 years old
Presiding Officer in Senate	Lt. Governor
Presiding Officer in House	Speaker of House
Regular Session of Legislature	Every other year for 140 days
Major Sources of Revenue	Sales Tax and Motor Fuel Tax

United States Capitol Washington, D.C.



Number of members of the House of Representatives	435
Number of members of the Senate	100
Term of office of the House of Representatives	Two years
Term of office of the Senate	Six year
Minimum Age to hold office in House	25 years old
Minimum Age to hold office in Senate	30 years old
Presiding Officer in Senate	President of the Senate (Vice President of U.S.)
Presiding Officer in House	Speaker of House
Session of Congress	Two Years
Major Sources of Revenue	Individual and Corporate Income Taxes



QUESTIONS FOR X CAR O

1. What does the color orange mean on a traffic sign?
(It means a construction and maintenance warning, p. 5-4)
2. Which is longer-the U.S. Constitution or the Texas Constitution?
(The Texas Constitution by over 93,000 words, see chart p. Level Two-19)
3. What type of license permits a person to drive a single unit vehicle?
(Class C, p. 1-5)
4. Besides making a turn, pulling away from a parking space, or slowing down/stopping, what is another time a driver should signal?
(When changing lanes, p. 6-1)
5. True or False: The definition of intoxication includes only alcohol.
(False, p. 10-1)
6. True or False: One of the duties of city governments in Texas is collecting automobile registration fees (for license plates) for the state. (False, see chart p. Level Two-20)
7. What does a flashing yellow light mean?
(Slow down and proceed with caution, p. 5-2)
8. When one vehicle is towing another, the drawbar, chain, rope, cable, or other connection must not be longer than how many feet from one vehicle to the other? (Fifteen, p. 14-11)
9. Who is in charge of the county jail where you might be held if you are arrested for not contacting the appropriate court and dealing with tickets which you have received for a variety of serious traffic offenses? (The county sheriff, see chart p. Level Two-23)
10. How far should one park from a fire hydrant? (15 feet, p. 7-2)



QUESTIONS FOR X CAR O

11. In Texas, over what percentage of blood-alcohol concentration is illegal for a driver? (0.08%, p. 10-9)
12. What is a regulatory sign? (It tells a driver what he or she must do, p. 5-12)
13. Who is the official who serves as legal counsel for the county and, as such, prosecutes criminal misdemeanors in county and justice of peace courts? (The county attorney, see chart p. Level Two-23)
14. What is the maximum fine for a first DWI offense? (\$2,000.00, p. 10-2)
15. What is the maximum fine for parking in a disabled parking space without the approved license plate or windshield identification card? (\$500, p. 7-2)
16. What is the minimum age for a person to hold an instruction permit? (15, p. 1-2)
17. Who is the presiding officer of the Texas Senate? (The Lt. Governor, see chart p. Level Two-28)
18. What is the maximum speed limit (unless otherwise posted) allowed for a passenger car on a highway outside an urban district? (70 mph, p. 8-3)
19. Who, if anyone, can give authorization to a person to stand in the roadway for the purpose of soliciting a contribution? (The local authority having jurisdiction over the roadway, p. 12-1)
20. What are city laws called? (Ordinances, see p. Level Two-21)



QUESTIONS FOR X CAR O

21. How often should a driver stop when driving for a long distance? (Every two hours, p. 9-4)
22. On what side of the road should a pedestrian walk if there are no sidewalks? (Left, p. 12-1)
23. What courts handle the great number of traffic violations which are misdemeanors punishable by a fine but no jail time? (Justice of the peace courts and municipal courts, see chart p. Level Two-27)
24. True or False: ANY drug, legal or illegal, can affect the mental and physical skills needed to drive a motor vehicle. (True, p. 10-1)
25. If a pedestrian crosses a street without using a pedestrian tunnel or overhead pedestrian crossing, to which vehicles must he or she yield the right-of-way? (All, p. 12-1)
26. Who is the Chief Executive in a city? (Mayor, p. Level Two-20)
27. What does a driver do if an emergency vehicle is sounding a siren or flashing a red light? (Pull to the right edge of the roadway and stop, p. 4-6)
28. True or False. The members of the State Board of Education are appointed by the Governor of Texas. (False, see chart p. Level Two-25)
29. How is a minor defined in Texas law as far as possession and consumption of alcohol is concerned? (Someone under 21 years of age, p. 10-3)



QUESTIONS FOR X CAR O

30. May bicyclists ride on shoulders of a road? (Yes, p. 13-2)
31. What does a guide sign tell a driver? (It identifies the road and in some cases furnishes information which makes the trip more pleasant and interesting, p. 5-16)
32. Where is the Bill of Rights found in the Texas Constitution? (Article I, see chart p. Level Two-19)
33. Name two automobile passengers who, under Texas law, are required to wear safety belts. (The driver, front seat passengers, and children under five or under 36 inches in height if occupying a seat in a vehicle that is equipped with a safety belt, p. 14-1)
34. True or False: It is permissible to park in a disabled parking spot as long as there are at least two additional disabled spots available. (False, p. 7-2)
35. To what court would you appeal a conviction for a traffic violation and a fine given you by a municipal court or a justice of the peace court? (County court, see chart p. Level Two-27)
36. What are the two forms of city government in Texas? (Mayor-Council and Council-Manager, p. Level Two-20)
37. True or False: A good driver knows that the faster one goes the greater the distance one should keep from the car ahead of him or her. (True, p. 8-1)
38. In what Texas court would you file your case if you wanted to sue for \$3,000,000 the person who hit your car and caused serious physical and property damage to you, your family, and your automobile? (District court, see chart p. Level Two-27)
39. In 2001, in what percentage of fatal crashes was alcohol found to be the main cause of the accident? (28%, p. 10-8)



QUESTIONS FOR X CAR O

40. What happens to traffic fines in a construction zone? (They are doubled when workers are present, p. 5-23)
41. What is the term for a two non-tandem wheeled device designed for transporting one person that is self-balancing and propelled by an electric propulsion system with an average power of 750 watts or one horse-power? (EPAMD or Segway, p. 14-4)
42. What is the highest court in the state for civil appeals only? (The Supreme Court of Texas, see chart p. Level Two-27)
43. What does restriction code A mean? (A person must drive with corrective lenses, p. 1-18)
44. True or False: The state is the only level of government that sets speed limits. (False, p. 8-3)
45. What is the legislative (policy-making) and executive (policy administering) body for each county in the state called? (Commissioners court See chart p. Level Two-23)
46. True or False: Everyone's driving skills are affected to the same by the same drug. (False, p. 10-1)
47. What do the diagonal stripes on barricades mean? (They guide the driver towards the direction to which the traffic is to pass, p. 5-24)
48. True or False. Texas counties largely exist to perform certain functions for the state. (True, see chart p. Level Two-23)
49. What is required before a police officer may stop a vehicle? (Reasonable suspicion or probable cause, p. 10-4)



QUESTIONS FOR X CAR O

50. True or False: Texas law requires bicycle riders to wear an approved bicycle helmet. (False—but it is highly recommended, p. 13-2)
51. Which has been amended more—the Texas Constitution or the U.S. Constitution? (The Texas Constitution -456 to 27 for the U.S., see chart p. Level Two-19)
52. What is the number one killer of teenagers? (Driving under the influence, p. 10-2)
53. When does the Texas Legislature meet in regular session? (Every other year for 140 days, see chart p. Level Two-28)
54. What is the highest court in the state for criminal cases only? (Court of Criminal Appeals, see chart p. Level Two-27)
55. Almost two-thirds of all motorcycle crashes are caused by whom? (The automobile driver, p. 14-7)
56. When turning left, does the driver have to yield to vehicles that are coming from the other direction? (Yes, p. 4-2)
57. What is the number of members of the Texas Senate? (31, see chart p. Level Two-27)
58. True or False: If a driver experiences a skid, he or she should steer in the direction of the skid and then gently straighten the wheels to help recover control of the car. (True, p. 9-5)
59. What is one of the major sources of revenue for the State of Texas? (Sales tax or motor fuels tax, see chart p. Level Two-28)



QUESTIONS FOR X CAR O

60. What deadly gas might be produced when a motor is left running inside a garage? (Carbon monoxide, p. 14-11)
61. What is the minimum age to hold office in the Texas House of Representatives? 21 (See chart p. Level Two-28)
62. What courts hear all civil cases and criminal cases that are appealed from district or county courts with the exception of death penalty cases? (Court of Appeals, see chart p. Level Two-27)
63. True or False: If one's car breaks down on the highway, one should tie a white cloth on the antenna or raise the hood. (True, p. 9-5)
64. True or False: Speed limits are the same for both day and night. (False, p. 8-3)
65. Certain functions are optional for counties in Texas. Name one of these. (Establishing county libraries OR operating public cemeteries OR financing and managing a county hospital and other health services OR creating a community college district OR providing parks and airports, see chart p. Level Two-20)
66. Is it legal for a car to have a siren on it? (No, not unless it is an emergency vehicle, p. 2-4)
67. What is the maximum fine for consuming an alcoholic beverage while operating a motor vehicle in a public place? (\$500, p. 10-1)
68. What is the title of the county officer who is the recorder of all legal documents such as deeds and contracts and also issues marriage licenses and birth certificates? (County clerk, see chart p. Level Two-23)



QUESTIONS FOR X CAR O

69. What is the maximum fine for a person driving without a license on the first conviction? (**\$200, p. 1-17**)
70. What should a driver do if he or she experiences a blowout? (**Take his or her foot off the gas and gently apply the brakes, p. 9-6**)
71. True or False: City council elections in Texas are nonpartisan, but county commissioners run as Republicans, Democrats, or members of another political party. (**True, see chart p. Level Two-25**)
72. True or False: Duties applicable to a driver operating a motor vehicle do not apply to a rider of a bicycle. (**False, p. 13-1**)
73. True or False: Texas voters elect the Commissioner of the General Land Office, the Comptroller of Public Accounts, the Attorney General, the Commissioner of Agriculture, and the Railroad Commissioners. (**True, see chart p. Level Two-26**)
74. What is the minimum amount of liability insurance a person must carry against property damage? (**\$15,000, p. 3-1**)
75. In what Texas courts are all criminal cases that are considered felonies first heard? (**District courts, see chart p. Level Two-27**)

IN THE DRIVER'S SEAT: DO YOU HAVE WHAT IT TAKES TO BE A GOOD DRIVER IN TEXAS?

Learning Objectives: Students will

1. Explain the graduated drivers license process.
2. Identify major sources of revenue for municipal, county, and state governments.
3. Identify the rights and responsibilities of Texas citizens.
4. Use decision-making skills to correctly answer questions needed to complete the final phase of the lesson.
5. Analyze current traffic rules and evaluate their purpose and effectiveness.

TEKS: SS 7.15.A, 7.15.B, 7.16, 7.16.B, 7.17.A, 7.23.A-B; ELA 1.A, 2.B, 8.B, 22.B, 13.G

Materials Needed: *Texas Drivers Handbook*, License card for each student, face stickers (in profile), ink stamp pad for fingerprinting

Vocabulary: Social Security, eligible, violate, contest, municipal, federal, TxDOT, guardian, municipal judge, justice of the peace (JP), misrepresent, privilege, impulsiveness, impairment, implementation, provisional, revenue.

Teaching Strategy:

1. On day one give students an opportunity to read the *Texas Drivers Handbook*. Explain that students will be simulating the process of obtaining a driver's license in Texas. The teacher will handout sets of the *Texas Drivers Handbook* to students and tell them to be ready to take the driver's test the next day. To help them prepare, divide the class into small groups of three to quiz each other over the information in the handbook and ask students to write one question from the handbook.
2. Day two ask each student to read their question to the class. Have the other students record their answer. After all the students have read their question go back to the first student and have them give the answer. Ask students to check their answer. Ask how many students got it correct. Ask for question then move to the next student.
3. On day three, the teacher will set up the classroom to reflect a Department of Public Safety (DPS) office. Students will continue to study in groups of three until the teacher feels they are ready to take the Driver's Test.
4. Three volunteers are to be designated as DPS employees. Two will be the Test Proctors/Graders, who will give and score the test. The third student volunteer will be the Photo and Fingerprinting Clerk who will produce a "license" for each student passing the final test.

- Distribute the tests when the teacher feels students are ready to test. As they finish the test, they will hand their tests to the students designated as proctors/graders, who will grade the tests.

Note: Students must earn a grade of 70 or above to receive their licenses. They may retake the test until they get a 70 but should be encouraged to study again before retaking it. If there are students who continue to have difficulty passing the test, give them a copy of the questions and allow them to use the *Texas Drivers Handbook* to complete the answers.

- Once a student passes the test with a 70, he or she goes to the licensing clerk, who fingerprints the student, placing the fingerprint on the license along with the profile sticker to simulate the photograph. The student then goes to the teacher, who signs the license as the issuing authority.
- Follow up Activity – Ask students to think about all the rules they have learned and evaluate them as follows:
 - What is the purpose of all these rules?
 - Which rules make the most sense to you? Why?
 - Which rules make the least sense to you? Why?
 - If you were asked to create a new traffic law, what would it be?
 - What traffic laws should be made concerning the use of cell phones while driving? Find out how this is addressed in other states.
 - If you could repeal one rule, what would it be?
 - On some sections of the Autobahn in Germany, there is no speed limit. Do you think this is a good idea or not? Explain your reasoning.
 - Why do you think most traffic laws are passed by state governments rather than national or local governments?

TEACHER KEY FOR DRIVER'S TEST:


1.	C (p. 10-3)	9.	B (p. 10-2)
2.	D (p. 6-1)	10.	A (p. 13-1)
3.	A (p. 10-9)	11.	B (p. 8-1)
4.	C (p. 12-1)	12.	A (p. 9-5)
5.	A (p. 6-5)	13.	C (p. 13-2)
6.	D (p. 10-1)	14.	B (p. 10-1)
7.	C (p. 7-3)	15.	A (p. 7-2)
8.	B (p. 10-9)		

Extension for GT/Pre-AP:

Students will draw a distinction between the concepts of “right” and “privilege.” Then the class will conduct a debate in which the students have to first decide, then defend their position as to whether having a driver’s license is a right or a privilege.


Have students create their own questions for the driving test.

MY OWN STATE
DEPARTMENT OF PUBLIC SAFETY
DRIVER LICENSE




CLASS:
DOB:
DL#:
EXPIRES:
HT:
EYES:
SEX:

I AM A LEARNING PERMIT




MY OWN STATE
DEPARTMENT OF PUBLIC SAFETY
DRIVER LICENSE



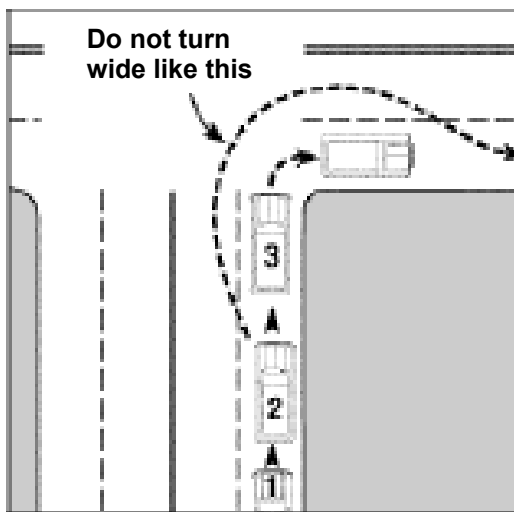
CLASS:
DOB:
DL#:
EXPIRES:
HT:
EYES:
SEX:

I AM A LEARNING PERMIT




DRIVING TEST

1. In Texas, a “minor” is someone under what age regarding alcohol?
 - A. 18
 - B. 19
 - C. 21
 - D. 25
2. Which of the following is a time when a driver should use signal lights or the appropriate hand signal?
 - A. When changing lanes
 - B. When make a left or right turn
 - C. When pulling away from a parking space which is parallel to the curb
 - D. All of these
3. In Texas, beyond what percent of Blood-Alcohol Concentration is illegal?
 - A. 0.08 percent
 - B. 0.09 percent
 - C. 0.10 percent
 - D. 0.12 percent
4. Which of the following is a TRUE statement?
 - A. Walk on the right side of the road if there are no sidewalks.
 - B. The pedestrian ALWAYS has the right-of-way.
 - C. When crossing at a crosswalk, keep right if possible.
 - D. It is permissible to stand in the roadway in order to get a ride, contributions, or conduct business.



5. A conclusion one can make from the diagram on “How to Make a Right Turn,” is:
 - A. A driver such as the one illustrated by “Car 3” would have to slow down when making the right turn in order to pull sharply into the right lane.
 - B. “Car 2” veering into the left lane when making a right turn was permissible because the driver quickly returned to the right lane.
 - C. It would be permissible to turn right from the left lane if there were no cars in the right lane.
 - D. All of these are accurate conclusions.

- 
6. Which of the following drugs can affect the mental and physical (psychomotor) skills needed to drive?
 - A. Alcohol
 - B. Marijuana
 - C. Tranquilizers
 - D. All of the above

 7. The reason there are striped areas adjacent to disabled parking spaces is because:
 - A. The striped area can sometimes be used for additional parking space for the disabled if needed.
 - B. The striped area is considered a warning area to highlight the disabled parking spaces.
 - C. The striped area is provided for wheelchair lifts.
 - D. The striped area is given for non-disabled to get the best parking spaces.

 8. In 2001, alcohol was found to be the main cause of what percent of all fatal crashes?
 - A. 10 percent
 - B. 28 percent
 - C. 50 percent
 - D. 78 percent

 9. What is the number one killer of teenagers?
 - A. Driving to school or work
 - B. Driving under the influence
 - C. Reckless driving
 - D. Underage driving

 10. What is a device called that is propelled by human power upon which any person may ride and has two tandem wheels either of which is more than 14 inches in diameter?
 - A. Bicycle
 - B. Car
 - C. Scooter
 - D. Motorcycle



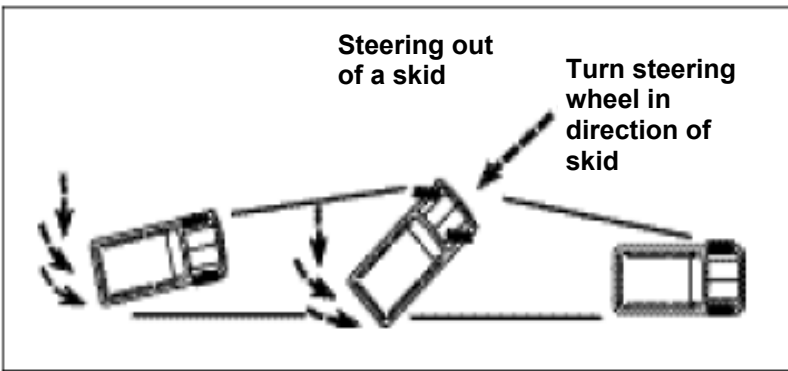
APPROXIMATE STOPPING DISTANCES
It takes the average person 1-1/2 seconds to think, react and apply the brakes. The following table shows how far you travel in that 1-1/2 seconds, plus how many feet you travel while skidding to stop.

Going 20	44	19	63 Feet To Stop
Going 30	66	43	109 Feet To Stop
Going 40	88	76	164 Feet To Stop
Going 50	110	119	229 Feet To Stop
Going 60	132	171	303 Feet To Stop
Going 70	154	233	387 Feet To Stop

AND THIS IS WITH GOOD BRAKES AND TIRES ON DRY, LEVEL PAVEMENT

11. Looking at the table, what is the difference of the necessary feet needed to make a stop from a car going 40 miles per hour and a car going 60 miles per hour?

- A. 65 feet
- B. 139 feet
- C. 62 feet
- D. 76 feet



12. What would be the BEST title for the diagram shown to the left?

- A. The Proper Way to Steer Out of a Skid
- B. The Improper Way to Steer Out of a Skid
- C. Thinking About Skidding
- D. Reasons to Keep Tires at the Proper Inflation

13. Which of the following is a TRUE statement regarding bicycles?

- A. Bicycles MUST be equipped with a mirror.
- B. Bicycle riders MUST wear an approved bicycle helmet.
- C. Bicycles ridden at night MUST be equipped with a white light visible at a distance of at least 500 feet to the front of the bicycle.
- D. Bicyclists may NOT ride on the shoulders of a road.

14. Possession of an open container of an alcoholic beverage increases the minimum term of confinement for a first offense by how much?

- A. 1 day
- B. 3 days
- C. 5 days
- D. 10 days

15. How far should one park from a fire hydrant?

- A. 15 feet
- B. 20 feet
- C. 25 feet
- D. 30 feet

RULES OF THE ROAD

Learning Objectives: Students will

1. Analyze the reasons behind common traffic safety rules.
2. Apply traffic rules and laws to simulated driving experience.
3. Use decision-making skills to answer questions regarding safety laws to move from home to the mall.
4. Identify the three branches of government and their relationships to safe driving in Texas.


TEKS: SS 7:15.A, 7:15.B, 7:16.B, 7:21.B, 7:21.C, 7:23.B; ELA 1.A, 10.A, 10.B, 10.K, 13.B, 13.C, 13.D, 136

Materials Needed: Each group will need the following: TxDOT game board, one TxDOT spinner, one set of question cards, one set of consequence cards, rules of the game, game pieces, Traffic Safety Information Sheets

Vocabulary: Department of Public Safety, pedestrian, intersection, legislative, executive, judicial

Teaching Strategy:

1. Divide the class into groups of four, and assign each member of the group one of the following topics: rules for pedestrians, rules for passengers in cars, rules for bicycle safety, and rules for in-line skate safety.
2. Have the students move to their similar group topics. In other words, students assigned pedestrians would get together, students assigned passengers would get together, and so forth. They should read and analyze the Traffic Safety Information Sheet to which they were assigned.
3. Give each student a "Safety Wheel" handout. Students should read and analyze the Traffic Safety Information Sheet to which they were assigned to complete the assignment.
 - Tell the students to put the name of their topic in the center of the wheel (in-line skate/skateboards, cars, bicycle safety, pedestrian, or passenger).
 - Tell them to pick the four rules they consider the most important and rewrite them in "kid friendly" in the "Rule" space on the wheel.
 - Then pick one good consequence for following the rule and write that in the "Good Consequence" section. Pick one bad consequence for NOT following the rule and write that in the section marked "Bad Consequence".

- 
4. When visuals have been completed, ask students to move back to their original groups of four students. Allow members of the group five minutes for sharing what they have learned, using their visuals to teach the others.
 5. Once each member of the group has finished sharing information on their topics, explain to the students they are about to play a board game entitled, “The Rules of the Road.” This game will require the players in the group to travel around the board by answering questions dealing with traffic safety issues from the information sheets they studied.
 6. Hand out the TxDOT game board, one set of the playing cards, one TxDOT spinner, game pieces, traffic safety information sheets, “Learning Wheel” and the “Rules of the Road” instruction sheet to each group. Go over the instructions with the students. Allow students to reference the visuals created as needed to play the game.

Note: Question cards are more difficult for Level Two than Level One.




Extensions for GP/Pre-AP:

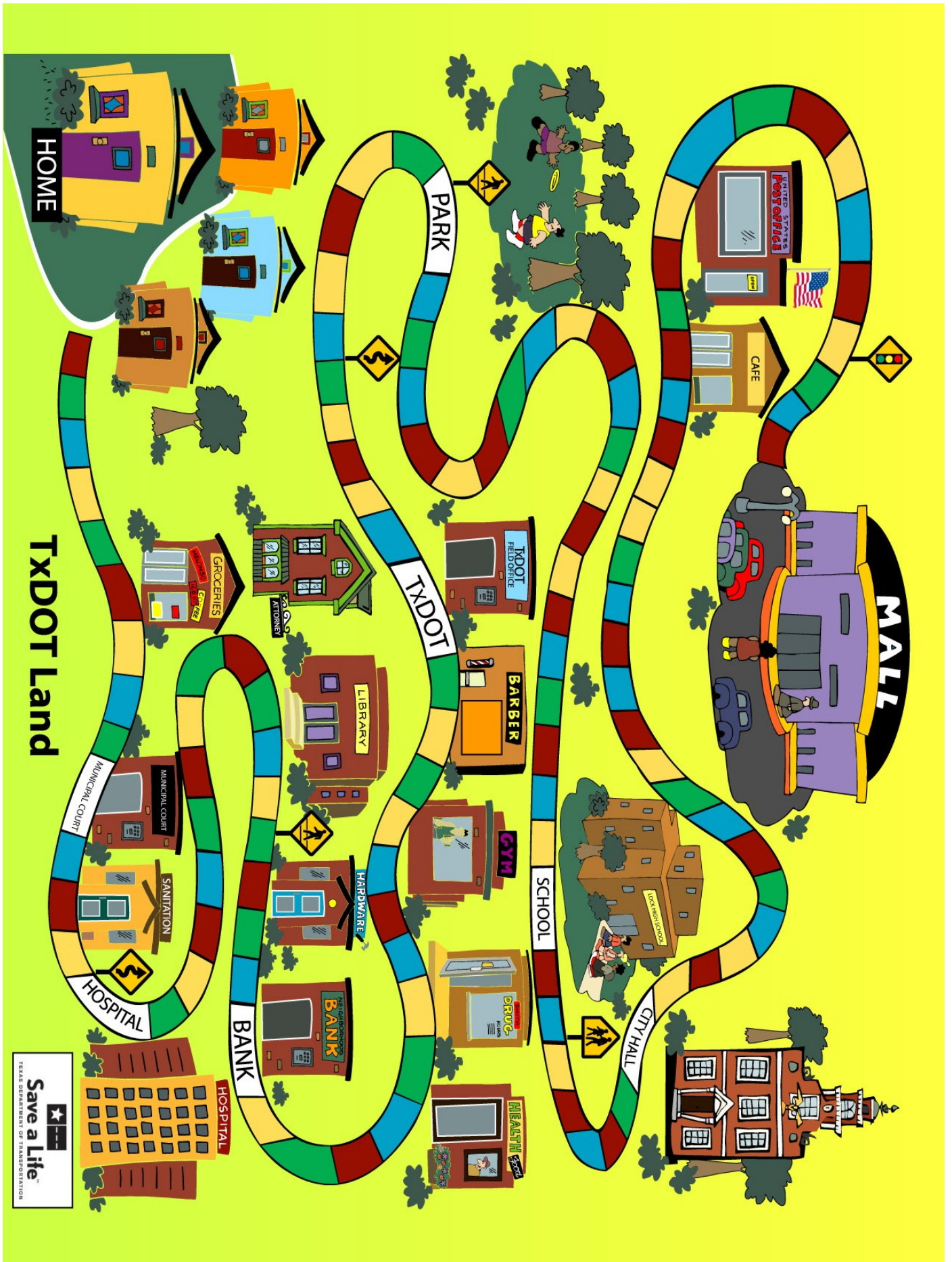
Using the consequence cards, write a personal experience paragraph. Use one of the following: simile, metaphor, antonym, or hyperbole.

Students will use the TxDOT game in a community outreach effort with primary grade students in their school district.



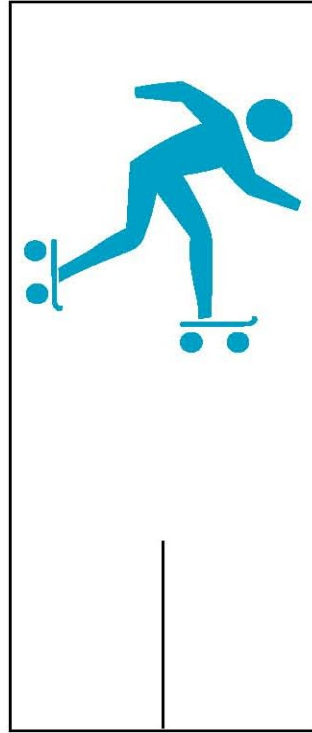

Students will analyze the consequences or penalties associated with breaking common traffic rules to determine if they are fair, firm enough, or not firm enough. If the penalties are found to be deficient in some way, students should determine how they should they be changed.



SAFETY WHEEL



GAME PIECES/TOKENS







Rules of the Road Student Instruction Sheet

Object of the Game: To be the first player to get from home to the mall safely.

1. Set the board up, have each player choose a graphic square to use as a token, and number players ONE through FOUR.

2. Separate the playing cards into five stacks by color:

Red:	Pedestrians	Green:	Bicycle Riders
Blue:	Skateboarders and In-line Skaters	Yellow:	Car Passengers
White:	Consequences.		

Turn the cards face down. Each card has a question. The consequences cards will have either a question to answer to move forward or a special instruction to follow.

3. Instructions:

- Play will move clockwise.
- Player ONE spins the TxDOT spinner.
- Player TWO draws a question card corresponding to the color on which the spinner has landed.
- Player TWO will place the card, question side up, on the table for player ONE to read (the pair read strategy could be used).
- If player ONE answers the question correctly, he or she moves his or her game piece the number of squares indicated on the spinner.
- If player ONE does not answer the question correctly, he or she does not advance.
- It is now player TWO's turn to spin, with player THREE drawing the question card for player TWO. Play continues in the same manner with subsequent players.
- If the spinner lands on white, the player should draw a white consequences card and follow the instructions.

4. Put the used cards at the bottom of each deck, face down.

5. Play continues around the board until a player reaches the mall safely.



Traffic Safety Information Sheet

Pedestrians

1. On average, a pedestrian is injured every seven minutes. In 2007, a total of 306 children ages 14 and younger were killed in pedestrian–motor vehicle crashes. The highest number of fatalities occurred crossing the street when not using a crosswalk at an intersection.
2. Texas law requires pedestrians to yield to vehicles on the roadway if they cross the street at a place other than a marked crosswalk, pedestrian tunnel, or crossing. Drivers are required to yield to pedestrians in a crosswalk.
3. It is against the law to stand in the roadway for the purpose of soliciting a ride, a contribution, or conduct business. A person may stand in a roadway to solicit a charitable contribution if authorized to do so by the local authority having jurisdiction over the roadway.
4. Traffic laws may be enforced by local police, sheriffs department, and the Department of Public Safety.

To be on the safe side as a pedestrian, one should:

- Never cross the street alone if under the age of 10.
- Learn and obey traffic signals, signs, and laws.
- Never cross in the middle of the street unless there is a crosswalk and signal or a crossing guard. Failure to do this is called jaywalking.
- Walk, do not run, when crossing a street.
- Look both left and right before crossing a street.
- Watch for cars that are turning or backing up.
- Never run into the street to catch a ball or to chase a toy, friend, or pet.
- Look for traffic when stepping off a bus.
- Be careful in parking lots and around parked cars.
- Wear bright clothing in daytime and reflective clothing or tape from dusk to dawn when out walking.
- If the “Don’t Walk” signal is flashing, finish crossing, but do not start to cross a street.
- Cross at corners whenever possible and stay within the crosswalk.
- Blind, partially blind, or disabled persons may carry a white cane while walking. Others may not display such a cane on any public street or highway.



Traffic Safety Information Sheet Passenger Safety

The National Highway Traffic Safety Administration has estimated that driver distractions are responsible for 25 to 30 percent of the 63 million vehicle crashes each year. That equals 4,300 per day. People using cell phones have a 34 percent higher risk of a collision than those who do not talk and drive.

Common Distractions While Driving:

- Adjusting the radio, cassette, or CD player
- Moving objects, including passengers, in the vehicle
- Using/dialing a cell phone
- Eating and/or drinking
- Personal grooming
- Adjusting vehicle controls
- Smoking
- Texting

Other Distractions:

- Accidents
- Vehicles stopped by the road
- Friends in other vehicles
- Roadside advertising
- New construction

Rules of the Road:

1. During the first six months after receiving a driver's license, a person under 18 years of age may not use a wireless communications device. Additionally, the person may not operate a vehicle with more than one passenger under the age of 21 who is not a family member.
2. In Texas, a motor vehicle may be equipped with video equipment only if the equipment is located so that the video display is not visible from the operator's seat. An exception is if the vehicle's transmission is in park or the vehicle's parking brake is applied.

CONTINUED NEXT PAGE



CONTINUED FROM PREVIOUS PAGE

Safety Suggestions:

1. Pull off the road and stop in a safe place before using the cell phone.
2. When the telephone rings, let voice mail pick up the call.
3. Ask passengers to adjust controls, such as air conditioning and volume.
4. Pull over if you need to reach something in the back seat or get something out of a purse or backpack.
5. Be sure all passengers are buckled up and occupied during a long trip.
6. Use pet carriers or portable kennels if traveling with pets.
7. Passengers should not distract the driver by shouting out directions, covering the driver's eyes, wrestling with or tickling the driver or other passengers, egging the driver to do something stupid, singing/dancing, or overcrowding the car.

A driving offense that might occur when driving while distracted:

Following too closely—A driver must maintain enough distance between his or her vehicle and the one in front so that he or she can safely stop without colliding with the vehicle or veering into another vehicle, object, or person on or near the roadway (Class C misdemeanor punishable by a fine up to \$200).

Drowsy Driving:

1. The National Traffic Safety Administration has indicated that each year there have been about 56,000 crashes in which drowsiness or fatigue are cited. Drowsy driving nearly triples the chances of being involved in a crash. Young drivers are more likely than adults to be involved in these crashes. About one-half of American drivers have admitted to sometimes driving while drowsy.
2. Drowsy driving causes auto crashes because it impairs driver performance. It can lead to inability to resist falling asleep at the wheel. The driver's reaction time, vigilance, attention, and processing time may also be impaired.

Drowsy driving factors that may result in a crash are:

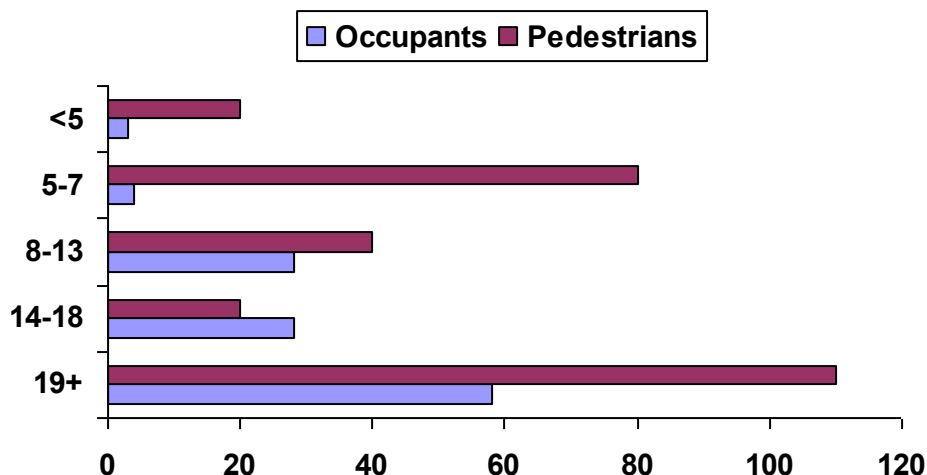
- Problems usually occur during late night/early morning or mid-afternoon.
- A single vehicle leaves the roadway.
- The crash occurs on a high speed road.
- The driver is alone in the vehicle.
- The driver has had too little sleep.
- Use of medications make the driver sleepy.
- The driver has consumed alcohol.
- Young people ages 16-29, especially males, have more accidents.
- Working late at night or irregular shifts could lead to accidents.
- Sleep disorders may cause accidents.

Driving Safety

Heat exhaustion can occur at temperatures above 90 degrees and heat stroke can occur when temperatures rise above 105 degrees. When a child is enclosed in a hot car, the child loses body fluids and salts through sweating, causing heat exhaustion. If not treated immediately, heat exhaustion can lead to heat stroke. In heat stroke, a child can no longer sweat. The body temperature rises to deadly levels leading to severe damage to the brain, liver, kidneys, or even death. Remember that a car is essentially a metal box – in the sun, it becomes an oven. A car parked in direct sunlight can reach 131 – 172 degrees Fahrenheit, in only 15 minutes.

In addition, kids are not cargo! Too often space limitations in a pick-up truck often lead drivers to allow children to ride in the cargo area which puts them at risk for serious injury or even death. Children and teenagers account for more than half of the deaths of passengers riding in the bed of a truck. Most non-collision deaths in a pick-up truck bed are caused by swerving, braking, or rough roads. Children in a covered pick-up bed are exposed to carbon monoxide poisoning from the exhaust.

Total Occupant and Pedestrian Fatalities in School Transportation-Related Crashes, by Age Group, 1996-2006



Note: Occupant fatalities shown are for occupants of school buses and nonschool buses used as school buses.

Safety Belt and Child Seat Safety

Traffic crashes are still the leading cause of deaths and injury to people under the age of 44 in the United States.

Safety belts save lives. If you are in the front seat during a crash, wearing a safety belt improves your chance of survival by 50 percent. Wearing lap and shoulder belts (combined with air bags) is the most effective way to reduce fatalities and serious injuries in traffic collisions. Most cars and pick-up trucks are equipped with safety belts in every seating position. Wearing a safety belt or using a child safety seat is the best way to protect yourself in a crash, regardless of where you sit in the car. Make sure that all of your family members buckle up – tell a responsible adult if they do not.

Understand about airbags – they work well with older children and adults in the front seat. Air bags, however, may seriously injure or kill an unbuckled child or adult who is sitting too close to the air bag or which is thrown toward the dash during an emergency braking or in a collision.

CHART-A

Age	System Required	Front Seat	Back Seat	Citation given to
Birth – under 8 years, unless over 4'9" tall	Child Safety Seat System	No	Yes	Driver
8 years – 12 years or over 4'9" tall	Safety Belt	No	Yes	Driver
12-16 years	Safety Belt	Yes	Yes	Driver & Violator (if violator over 15)
17 + years	Safety Belt	Yes	Yes	Driver & Violator

Children 12 and under should always ride properly restrained in a back seat of the vehicle.

You can be charged with child endangerment for driving while intoxicated if you are carrying passengers younger than 15 years old and you are impaired by alcohol or drugs.



Traffic Safety Information Sheet

Bicycle Safety

1. In general, a person riding a bike has the same rights and duties as that of someone driving a car.
2. A person operating a bicycle must only ride on a bicycle with a permanent and regular seat on it.
3. A person must not use a bicycle to carry more people than the bike is designed or equipped to carry.
4. While riding on a bike, a person may not carry an object that prevents the person from operating the bicycle with at least one hand on the handlebars.
5. A person operating a bicycle may not hang onto or attach the bike to any vehicle on the roadway.
6. If a person on a bicycle is moving slower than other traffic, he or she should ride as near as practical to the right curb or edge of the road unless:
 - a. He or she is passing another vehicle moving in the same direction;
 - b. The person on the bike is turning left;
 - c. A condition on or off the roadway, including a fixed or moving object, parked or moving vehicle, pedestrian, and animal, or surface hazard prevents the person from safely riding next to the right curb or edge of the roadway;
 - d. The person is operating a bicycle in an outside lane that is:
 - less than 14 feet in width and does not have a designated bicycle lane adjacent; or
 - too narrow for a bicycle and a motor vehicle to safely travel side-by-side.
7. A person riding a bicycle on a one-way roadway with at least two traffic lanes may ride as near as practical to the left curb or edge of the roadway.
8. Two people may ride side by side in a single lane if they do not interfere with the normal flow of traffic.
9. A person may not operate a bicycle unless the bicycle is equipped with a brake capable of making a braked wheel skid on dry, level, clean pavement.
10. A person may not ride at nighttime unless the bicycle is equipped with:
 - a. A white light lamp visible at a forward distance of at least 500 feet.
 - b. A reflector on the back of a bicycle that is visible from a distance of 50-300 feet or a red lamp that is visible from a distance of 500 feet to the rear of the bicycle.

Selecting a Helmet: Measure around the head about one inch above the eyebrows. The helmet should be worn straight and level, resting straight on top of the head.



Safety Suggestions:


- Wear a helmet. The human skull can be shattered by an impact at 4-6 mph. A fall from two feet can cause permanent brain damage; a fall at a speed of 12 mph can result in death.
- Wear highly visible clothing when cycling at dusk or night.
- Make sure the bike is in good working condition.
- Remove your helmet before using playground equipment to avoid the risk of strangulation.
- Obey all stop sign, stop lights, and other traffic control devices and know and use hand signals.
- Enroll in a bicycle safety class.



Traffic Safety Information Sheet In-Line Skating Safety

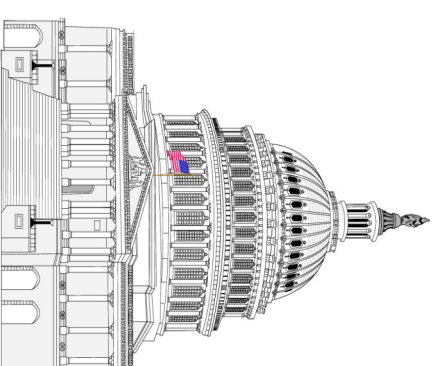
1. Each year over 100,000 people are treated for injuries related to in-line skating, and most of these patients are under 25 years old. The most common injury is a wrist injury.
2. According to the U.S. Consumer Product Safety Commission, approximately 26,000 persons are treated in hospital emergency rooms each year with skateboard injuries.
3. Six out of 10 skateboard injuries happen to young persons under 15 years of age.
4. The American Academy of Pediatrics' guidelines for skateboarding recommends that kids under 10 should not use skateboards without supervision.
5. Children under five should not use skateboards at all. Skateboarding is a special risk for younger children because they have a higher center of gravity and poor balance. These factors make children more likely to fall and injure their heads.
6. Texas laws do not speak specifically about skateboarding or in-line skating. Many cities have ordinances or laws applying to various forms of skating. It is not uncommon for a city to ban in-line skating in a certain areas. In-line skaters should follow local and state traffic laws. Check with the city's website for local ordinances that apply to skating.
7. When skating, always wear protective equipment including elbow and knee pads, light gloves, helmets, and wrist guards.
8. Heavy duty gear should be worn if the skater is performing tricks or playing roller hockey.
9. Don't "skitch" (holding onto a moving vehicle while skating). Don't "snake" (cutting in on someone else's line).
10. Many cities don't allow in-line skating on any public street except when crossing a street in a crosswalk. It is not uncommon for cities to forbid in-line skating in certain areas of the city.
11. Pedestrians always have the right of way on sidewalks.
12. Skaters should look left, right, and then left again before entering a roadway.
13. Never ride in the street at night or on any surface that has water, sand, dirt, or gravel on it.
14. Learn to fall correctly. In case of an accident, learning the proper method of falling can greatly reduce the chances of being injured or reduce the severity of injuries.

Texas State Capitol Austin, Texas



Number of members of the House of Representatives	150
Number of members of the Senate	31
Term of office of the House of Representatives	Two years
Term of office of the Senate	Four years
Minimum Age to hold office in House	21 years old
Minimum Age to hold office in Senate	26 years old
Presiding Officer in Senate	Lt. Governor
Presiding Officer in House	Speaker of House
Regular Session of Legislature	Every other year for 140 days
Major Sources of Revenue	Sales Tax and Motor Fuel Tax

United States Capitol Washington, D.C.



Number of members of the House of Representatives	435
Number of members of the Senate	100
Term of office of the House of Representatives	Two years
Term of office of the Senate	Six year
Minimum Age to hold office in House	25 years old
Minimum Age to hold office in Senate	30 years old
Presiding Officer in Senate	President of the Senate (Vice President of U.S.)
Presiding Officer in House	Speaker of House
Session of Congress	Two Years
Major Sources of Revenue	Individual and Corporate Income Taxes




CARD COVERS

Please use the card covers below to cover your answers.




Pedestrian Questions

RULES OF THE ROAD




1.

True or False: A pedestrian is injured on average every 10 minutes.




Level Two

RULES OF THE ROAD




2.

Who has the right-of-way to all intersections and crosswalks?




Level Two

RULES OF THE ROAD




3.

Where does the highest number of pedestrian fatalities of children younger than 14 occur?




Level Two

RULES OF THE ROAD




4.

Name ONE thing a pedestrian should do when crossing an intersection.




Level Two

RULES OF THE ROAD




5.

What is it called when a person crosses the street in the middle of the block instead of at the corner?




Level Two

RULES OF THE ROAD



6.


Name TWO groups of law enforcement that are responsible for keeping people safe on the road.



Level Two


Pedestrian Answers

RULES OF THE ROAD




1.

False: 7 minutes




Level Two

RULES OF THE ROAD




2.

Pedestrians




Level Two

RULES OF THE ROAD




3.

Those not using a crosswalk




Level Two

RULES OF THE ROAD




4.

One of the following: Look both ways, stop, walk in crosswalk, stay on right of crosswalk




Level Two

RULES OF THE ROAD




5.

Jaywalking




Level Two

RULES OF THE ROAD



6.


Police, Department of Public Safety, Sheriff, Highway Patrol



Level Two


Pedestrian Questions

RULES OF THE ROAD




7.

When stepping off of a bus, what is the first thing one should do?




Level Two

RULES OF THE ROAD




8.

What should a pedestrian wait for before crossing in the middle of the street?




Level Two

RULES OF THE ROAD




9.

If a pedestrian is already in the middle of the crosswalk and "Don't Walk" begins flashing, what should he or she do?




Level Two

RULES OF THE ROAD




10.

What sort of clothing is best to wear while walking at night?




Level Two

RULES OF THE ROAD




11.

What equipment do blind pedestrians carry that differentiates them from sighted pedestrians?




Level Two

RULES OF THE ROAD



12.


True or False: The only time a person can stand in the road and solicit charitable contributions is with local authorization.



Level Two


Pedestrian Answers

RULES OF THE ROAD




7.

Look for traffic




Level Two

RULES OF THE ROAD




8.

Cross only when there is a crosswalk, signal, or crossing guard




Level Two

RULES OF THE ROAD




9.

Continue crossing, don't stop




Level Two

RULES OF THE ROAD




10.

Reflective clothing




Level Two

RULES OF THE ROAD




11.

White cane




Level Two

RULES OF THE ROAD



12.


True




Level Two

Passenger Safety Questions


RULES OF THE ROAD




1.
Who accounts for more than 50 percent of the deaths of passengers riding in the bed of a pickup truck?

 Level Two


RULES OF THE ROAD




2.
Wearing a seatbelt in the front seat of a car increases a passenger's chance of survival by what percent?

 Level Two


RULES OF THE ROAD




3.
Using the Total Occupant and Pedestrian Fatalities in the School Transportation Chart, What age group has the highest number of fatalities for pedestrians?

 Level Two


RULES OF THE ROAD




4.
Name three possible distractions that would endanger drivers or passengers.

 Level Two


RULES OF THE ROAD




5.
A car parked in direct sunlight can reach 131-172 degrees F in only how many minutes?

 Level Two

RULES OF THE ROAD




6.
True or False: Air bags protect adults from injury during an accident but can be dangerous to children riding in the front seat.

 Level Two


Passenger Safety Answers

RULES OF THE ROAD




1.

Children and teenagers




Level Two

RULES OF THE ROAD




2.

50 percent




Level Two

RULES OF THE ROAD




3.

19




Level Two

RULES OF THE ROAD




4.

Cell phone use,
loud music,
adjusting the radio,
eating or drinking




Level Two

RULES OF THE ROAD




5.

15 minutes




Level Two

RULES OF THE ROAD



6.


True



Level Two


Passenger Safety Questions

RULES OF THE ROAD




7.

Using Chart-A, at what age does a child no longer have to ride in a car seat?




Level Two

RULES OF THE ROAD




8.

What gas is a possible poison to children riding in the back of a pickup truck?




Level Two

RULES OF THE ROAD




9.

Where in the car is the safest place for children 12 and under to ride?




Level Two

RULES OF THE ROAD




10.

Using Chart-A, who is the citation given to when a 16 year old does not wear his/her safety belt?




Level Two

RULES OF THE ROAD




11.

If a person is younger than 15 and riding with a driver who is intoxicated, what crime can the driver be charged with?




Level Two

RULES OF THE ROAD



12.


Using the "Total Occupant and Pedestrian Fatalities" chart, who is most likely to be killed in a school transportation accident among the age group 8-13?



Level Two


Passenger Safety Answers

RULES OF THE ROAD




7.

8, unless the child is taller than 4'9".




Level Two

RULES OF THE ROAD




8.

Carbon monoxide




Level Two

RULES OF THE ROAD




9.

The back seat




Level Two

RULES OF THE ROAD




10.

Driver and Violator




Level Two

RULES OF THE ROAD




11.

Child endangerment




Level Two

RULES OF THE ROAD



12.


Pedestrians



Level Two


Passenger Safety Questions

RULES OF THE ROAD




13.

True or False: During the first 12 months after receiving a driver's license, a person under 18 years of age may not use a wireless communication device while driving, not even a hands-free device.




Level Two

RULES OF THE ROAD




14.

During the first 12 months after receiving a license, how many people can a driver under 18 years of age legally transport?




Level Two

RULES OF THE ROAD




15.

Name two ways drowsiness affects drivers.




Level Two

RULES OF THE ROAD




16.

About what percent of American drivers surveyed admitted to driving drowsy at some time?




Level Two

RULES OF THE ROAD




17.

What percent of higher risk of collision are people using cell phones than those who do not talk on a phone and drive?
18 percent
26 percent
34 percent




Level Two

RULES OF THE ROAD



18.


When do drowsy driving problems usually occur?



Level Two


Passenger Safety Answers

RULES OF THE ROAD




13.

True




Level Two

RULES OF THE ROAD




14.

No more than one passenger under 21 who is not a family member




Level Two

RULES OF THE ROAD




15.

They may fall asleep, drowsiness effects reaction time, attention to the road, and information processing




Level Two

RULES OF THE ROAD




16.

50 percent




Level Two

RULES OF THE ROAD




17.

34 percent




Level Two

RULES OF THE ROAD



18.


Late night, early morning, or mid afternoon



Level Two


Bicycle Rider Questions

RULES OF THE ROAD




1.

True or False:
A person riding a bicycle has the same duties as someone driving a car.


 Level Two

RULES OF THE ROAD




2.

What are TWO reasons to wear a helmet when riding a bike?


 Level Two

RULES OF THE ROAD




3.

True or False:
On a bike built for one, up to three people may be carried.


 Level Two

RULES OF THE ROAD




4.

True or False:
It is state law that a helmet be worn when riding a bike.


 Level Two

RULES OF THE ROAD




5.

What type of seat must be on a bike in order to ride the bike?


 Level Two

RULES OF THE ROAD



6.

Name ONE item that is required in order to ride a bike at night.

 Level Two


Bicycle Rider Answers

RULES OF THE ROAD

★

1.

True


 Level Two

RULES OF THE ROAD

★

2.

To protect your skull and prevent brain damage and death


 Level Two

RULES OF THE ROAD

★

3.

False


 Level Two

RULES OF THE ROAD

★

4.

False


 Level Two

RULES OF THE ROAD

★

5.

Permanent and regular


 Level Two

RULES OF THE ROAD

★


6.

Front headlight, back reflectors

 Level Two


Bicycle Rider Questions

RULES OF THE ROAD




7.

True or False:
The correct place to wear a helmet is one inch above the eyebrows.


 Level Two

RULES OF THE ROAD




8.

Can two people ride side-by-side in a single lane if they do not interfere with the normal flow of traffic?


 Level Two

RULES OF THE ROAD




9.

When is it legal to attach a bike to a moving car or truck on the road?


 Level Two

RULES OF THE ROAD




10.

Is a bicycle rider legally required to use hand signals?


 Level Two

RULES OF THE ROAD




11.

At what speed can a human skull be shattered on impact?


 Level Two

RULES OF THE ROAD



12.

What might happen if one wears a helmet on a playground?

 Level Two


Bicycle Rider Answers

RULES OF THE ROAD

★

7.

True


 Level Two

RULES OF THE ROAD

★

8.

Yes


 Level Two

RULES OF THE ROAD

★

9.

Never


 Level Two

RULES OF THE ROAD

★

10.

No, but it is a strongly suggested


 Level Two

RULES OF THE ROAD

★

11.

4-6 mph


 Level Two

RULES OF THE ROAD

★

12.

Strangulation

 Level Two


In-line Skating Questions

RULES OF THE ROAD

★

1.

True or False: A person should not skate in the street except when crossing the street.


 Level Two

RULES OF THE ROAD

★

2.

Name THREE pieces of safety equipment one should use when in-line skating or skateboarding.


 Level Two

RULES OF THE ROAD

★

3.

When can a skater “skitch,” or hold onto a moving vehicle, while skating?


 Level Two

RULES OF THE ROAD

★

4.

Approximately how many people each year are treated in hospital emergency rooms for skateboard-related injuries?


 Level Two

RULES OF THE ROAD

★

5.

Who has the right of way when a skater is sharing the sidewalk with a pedestrian?


 Level Two

RULES OF THE ROAD

★

6.

Where is the best place to look for laws that govern skateboarding or in-line skating?

 Level Two


In-line Skating Answers

RULES OF THE ROAD

★

1.

True


 Level Two

RULES OF THE ROAD

★

2.

Helmet, knee,
elbow pads, wrist
guards, light
gloves


 Level Two

RULES OF THE ROAD

★

3.

Never


 Level Two

RULES OF THE ROAD

★

4.

26,000


 Level Two

RULES OF THE ROAD

★

5.

Pedestrian


 Level Two

RULES OF THE ROAD

★


6.

City or town
website

 Level Two


In-line Skating Questions

RULES OF THE ROAD




7.

What is the most common injury associated with in-line skating or skates?


 Level Two

RULES OF THE ROAD




8.

What is the percentage of skateboard injuries to young people under 15 years of age?


 Level Two

RULES OF THE ROAD




9.

True or False: There are no state laws about the use of in-line skates.


 Level Two

RULES OF THE ROAD




10.

True or False: With a proper headlamp, one can operate a skateboard or in-line skates at night.


 Level Two

RULES OF THE ROAD




11.

What should be worn if a skater is performing tricks or playing street hockey?


 Level Two

RULES OF THE ROAD



12.

In which direction(s) should a skater look before entering a roadway?

 Level Two


In-line Skating Answers

RULES OF THE ROAD

★

7.

Wrist injuries


 Level Two

RULES OF THE ROAD

★

8.

Six out of ten injuries


 Level Two

RULES OF THE ROAD

★

9.

True


 Level Two

RULES OF THE ROAD

★

10.

False


 Level Two

RULES OF THE ROAD

★

11.

Heavy-duty safety gear


 Level Two

RULES OF THE ROAD

★

12.

Left, right, then left again

 Level Two

Consequences Cards

RULES OF THE ROAD



CONSEQUENCES!

Level Two

RULES OF THE ROAD



CONSEQUENCES!

Level Two

RULES OF THE ROAD



CONSEQUENCES!

Level Two


RULES OF THE ROAD



CONSEQUENCES!

Level Two


RULES OF THE ROAD



CONSEQUENCES!

Level Two

RULES OF THE ROAD



CONSEQUENCES!

Level Two

Consequences Cards

RULES OF THE ROAD



1.

You were caught speeding in a school zone. Go to Municipal Court to pay your fine and miss your next TWO turns.

CONSEQUENCE

RULES OF THE ROAD



2.

You were caught jaywalking. Go back THREE spaces.

CONSEQUENCE

RULES OF THE ROAD



3.

You were in-line skating without a helmet and crashed into a tree. Return home and start again.

CONSEQUENCE

RULES OF THE ROAD



4.

You allowed your friends to ride in the back of your pickup on the way to the mall. Go to City Hall to pay your fine, which costs you TWO turns.

CONSEQUENCE

RULES OF THE ROAD



5.

You were injured riding a motorcycle without a helmet. Go back FIVE spaces.

CONSEQUENCE

RULES OF THE ROAD



6.

Congratulations! The governor wants to honor you for creating a bicycle traffic safety program for your school. Go to the school, where you will be honored at a special ceremony. You also win an extra turn.

CONSEQUENCE

Consequences Cards

RULES OF THE ROAD



CONSEQUENCES!

Level Two


RULES OF THE ROAD



CONSEQUENCES!

Level Two

RULES OF THE ROAD



CONSEQUENCES!

Level Two

RULES OF THE ROAD



CONSEQUENCES!

Level Two


RULES OF THE ROAD



CONSEQUENCES!

Level Two

RULES OF THE ROAD



CONSEQUENCES!

Level Two

Consequences Cards

RULES OF THE ROAD



7.

You tried to drive through a low water crossing during a heavy rainstorm. Your car stalls. You are rescued and taken to the hospital. Move directly to the hospital and lose ONE turn while you recover.

CONSEQUENCE

RULES OF THE ROAD



8.

Congratulations! You aced your written driving test. Move forward FIVE spaces.

CONSEQUENCE

RULES OF THE ROAD



9.

You walked to the intersection and waited for a green light when crossing a busy street. Move ahead THREE spaces.

CONSEQUENCE

RULES OF THE ROAD



10.

Go to the park to try out your new in-line skates.

CONSEQUENCE

RULES OF THE ROAD



11.

You got a ticket for skateboarding on a city sidewalk. Go to the bank to get the money to pay your fine, and lose ONE turn.

CONSEQUENCE

RULES OF THE ROAD



12.

Go to the TxDOT office to get the latest information on traffic safety. Take an EXTRA turn for your efforts to learn about traffic safety.

CONSEQUENCE

Consequences Cards Questions

RULES OF THE ROAD



13.

You ran into the street to get your soccer ball and almost got hit by a car. To keep from losing TWO turns, answer the following question correctly:
How many senators are there in the Texas Senate?

CONSEQUENCE

RULES OF THE ROAD



14.

You can't find your bicycle helmet but you go ahead and ride to your friend's house. Rather than go back FIVE spaces, answer the following question correctly:
What is the term of office of a legislator in the Texas House?

CONSEQUENCE

RULES OF THE ROAD



15.

You were texting your friend while driving and hit a car. Rather than going back to home and starting again, answer the following question correctly:
A member of the U.S. House of Representatives must be 25 years of age to run. How old does a person running for the Texas House have to be?

CONSEQUENCE

RULES OF THE ROAD



16.

There is a great new parking lot that you and your friends use for skateboarding, even though it is posted that skateboarding is not allowed. Rather than losing TWO turns, answer the following question correctly:
What is one major source of revenue for Texas?

CONSEQUENCE

RULES OF THE ROAD



17.

You think you can beat the oncoming traffic and decide to cross in the middle of the street. Rather than having to go back TEN spaces and lose ONE turn, answer the following question correctly:
How many members are in the U.S. House of Representatives?

CONSEQUENCE

RULES OF THE ROAD




18.

The reflector light on your bike is broken and you still go riding in the street at night. Rather than having to go back EIGHT spaces, answer the following question correctly:
What is the term of office for a U.S. Senator?

CONSEQUENCE

Consequences Cards Answers

RULES OF THE ROAD




CONSEQUENCES!

Answer: 31 members

Level Two

RULES OF THE ROAD




CONSEQUENCES!

Answer: Two years

Level Two

RULES OF THE ROAD




CONSEQUENCES!

Answer: 21 years of age

Level Two

RULES OF THE ROAD




CONSEQUENCES!

Answer: Sales Tax or Motor Fuel Tax

Level Two

RULES OF THE ROAD




CONSEQUENCES!

Answer: 435 members

Level Two

RULES OF THE ROAD



CONSEQUENCES!

Answer: Six-year term

Level Two