

The *R* Municipal Court Recorder

The Journal of Texas Municipal Courts

Volume 18

September 2008

No. 1

©2008 Texas Municipal Courts Education Center, Austin. Funded by a grant from the Court of Criminal Appeals.

The TMCEC and TXDOT Partnership

As we end the last year of administering two grants from the Texas Department of Transportation (TxDOT), we reflect back on our work and want to show appreciation for all of the municipal judges and court support personnel who participated in the programs.

TXDOT funds two programs administered by the Texas Municipal Courts Education Center (TMCEC). The first is the Municipal Traffic Safety Initiatives (MTSI) whose primary audience is municipal judges, court support personnel, and city officials. Through educational materials and judicial education, the program aims to raise local awareness regarding the importance of traffic safety as a quality of life issue in Texas cities. The second program is the Driving on the Right Side of the Road (DRSR) which provides traffic safety materials for infusion into social studies classes at the elementary and secondary level. The exciting news is that TxDOT has offered TMCEC continuation grants for another three years for both programs!

Judicial Education

All of you, who have attended the TMCEC judicial education programs in the past three years, have had the opportunity to study traffic safety issues in greater depth and detail. Traffic safety courses on topics such as auto ignition interlock devices, seat belts laws, DSC & deferred, and juveniles & minors/driving under the influence, have been well received by the TMCEC audience. Next year, we are focusing on motorcycle safety, distracted driving, and passenger restraints.

School Programs

The DRSR program has created a series of lessons for social studies classes at the elementary and secondary levels that focus on citizenship education and traffic safety. Working with the Law-Related Education Department of the State Bar of Texas, colorful and interactive lessons were developed and teacher training workshops offered in the summer of 2008. The materials lend themselves to the use of guest speakers in the classroom. We hope that municipal judges and court support personnel will look at the materials on the TMCEC website and encourage local teachers to use them, as well as offer to participate in the classroom as resource persons. Students will have many questions about traffic laws and municipal judges and clerks are very knowledgeable. A series of 2009 teacher training workshops are planned for next summer.

INSIDE THIS ISSUE

<i>Traffic Safety Awards</i>	2
<i>2009 Municipal Traffic Safety Initiatives Conference</i>	3
<i>Driving on the Right Side of the Road</i>	5
<i>Rules of the Road</i>	6
<i>Judges 12-Hour DRSR Workshop Schedule</i>	13
<i>Public Outreach: Traffic Safety</i>	14
<i>DRSR Website</i>	16
<i>List Serv Webpage</i>	17
<i>The Code of Judicial Conduct</i>	18
<i>“There Should Be A Law”</i>	20
<i>District Traffic Safety Specialists Contact List</i>	28

Texas Municipal Courts Education Center

1609 Shoal Creek Boulevard, Suite 302
Austin, Texas 78701
512/320-8274 or 800/252-3718
Fax: 512/435-6118
Website: www.tmcec.com

Fair and Impartial Justice for All

FY09 TMCA/TMCEC Officers

President: Robin D. Smith, Midland
President-Elect: Edward Spillane, College Station
1st V.P.: Steven Williamson, Fort Worth
2nd V.P.: Robin A. Ramsay, Denton
Secretary: Hilda Cuthbertson, Bryan
Treasurer: Robert C. Richter, Missouri City
Past-President: Brian Holman, Lewisville

Directors

Gary Ellsworth, Spearman · Stewart Milner, Arlington · William Kortemier, Rockwall · Elaine Coffman, Athens · Odell Holmes, El Paso · Phyllis A. Mathison, Bastrop · Arthur "Cappy" Eads, Salado · Donna Starkey, Alvin · Lester Rorick, Pasadena · Steven Kidder, Victoria

Staff

- Hope Lochridge, Executive Director
- Ryan Kellus Turner, General Counsel & Director of Education
- Lois Wright, Program Director
- Mark Goodner, Program Attorney
- Margaret Danforth, Administrative Director
- Herman Flores, Multimedia Specialist
- Pat Ek, Registrations Coordinator
- Shane Scribner, Research Assistant
- Lisa Robinson, TxDOT Grant Administrator
- Emily Alford, Communications Assistant

Published by the Texas Municipal Courts Education Center through a grant from the Texas Court of Criminal Appeals. Subscriptions are free to all municipal courts (one per court). An annual subscription is available for \$50.

Articles and items of interest not otherwise copyrighted may be reprinted with attribution as follows: "Reprinted from the *The Recorder: Journal of Texas Municipal Courts* with permission from the Texas Municipal Courts Education Center."

The views expressed are solely those of the authors and are not necessarily those of the TMCA Board of Directors or the staff of TMCEC.



AROUND THE STATE

Traffic Safety Awards

The Traffic Safety Awards program is designed to recognize those who work in local municipalities and have made outstanding contributions to their community in an effort to increase traffic safety.



Any municipal court in the State of Texas is eligible to apply for this award. Entries may be submitted on behalf of the court by the following: Judge, Court Clerk, Deputy Court Clerk, Court Manager, Court Administrator, Bailiff, Marshal, Warrant Officer, City Manager, City Councilperson, Law Enforcement Representative, or Community Member.

Award recipients will be honored at the Texas Municipal Courts Education Center (TMCEC) Traffic Safety Conference that will be held on May 27-29, 2009 in Austin, Texas at the Omni Southpark Hotel.

Nine (9) awards will be given—

- ◆ Two in the large volume courts: those serving a population of 150,000 or more.
- ◆ Three in the medium volume courts: those serving populations between 30,000 and 149,999.
- ◆ Four in the small volume courts: those serving a population below 30,000.

Award recipients attending receive for two municipal court representatives, complimentary conference registration, travel to and from the Municipal Traffic Safety Initiatives Conference to include airfare or mileage that is within state guidelines, two nights' accommodations, and most meals and refreshments.

Honorable Mentions: If there are applications that are reviewed and deemed outstanding and innovative, at the discretion of TMCEC, Honorable Mentions may be selected. Honorable Mentions will be provided airfare or mileage to the Traffic Safety Conference as well as recognition at the Traffic Safety Conference.

Entries must be postmarked no later than Thursday, January 16, 2009.

For complete award details, submission guidelines and application form, go to www.tmcec.com Municipal Traffic Safety Initiative.

2009
MUNICIPAL
TRAFFIC SAFETY
INITIATIVES CONFERENCE
May 27 - 29
Austin, Texas
Omni Southpark
Hotel

In May 2009, TMCEC will be offering a three-day **Municipal Traffic Safety Initiatives Conference** in cooperation with TxDOT. Judges from municipal courts, clerks and city officials are invited to attend. The preliminary agenda includes topics such as *Aggressive Drivers, Young Drivers, DUI, Deferred Disposition, Booster Seats/Child Safety Seats, How Municipal Courts Can Make a Difference, Red Light Cameras and Enforcement, Community or Problem Solving Courts, Role of Courts in City Government, Blood Warrants*, and much more.

4140 Governor's Row • 78744

Register by: April 22, 2009

Enrollment is limited to 200 eligible participants. Priority will be given to those who did not attend the 2008 Traffic Safety Conference. Please register early to guarantee your place in the program. Space is limited. TMCEC is seeking representation from all areas of the state. A limited number of city officials—mayor, council person, or city manager—may attend and will be provided with two nights housing and conference meals and materials. There will be a \$50.00 registration fee for all participants; however, late registrants will be allowed to attend only if space is available.



A Message from the Texas Municipal Courts Association

Statistics show that Texas has a distinctly significant traffic safety problem. In 2006, approximately 1,474 (42%) of fatal crashes in Texas were speed related. Such crashes in Texas constitute 12% of all fatal speed related crashes in the United States. More Texans are killed in traffic crashes and alcohol-related crashes than any other state. Municipal courts are the primary venue for adjudicating traffic related crimes in Texas. In FY07, nearly 5 million cases (74%) of all cases adjudicated in Texas municipal courts involved non-parking traffic violations.

Motor vehicle crashes are also the leading cause of death for children of every age from 3 to 14 years old. In 2006, 23% of the children age 14 and younger killed in crashes were killed in alcohol-related crashes. In 2006, for example, in Texas alone, 51 children (ages 4-7) and 102 older children (ages 8-14) became traffic fatalities.

On behalf of the Texas Municipal Courts Association and Public Outreach Committee, I would like to encourage you to become involved in your community to address and work to increase traffic safety.

“Driving on the Right Side of Road,” a TMCEC program, provides students with valuable traffic safety information in their classroom through social studies, government, and language arts classes. Municipal judges and court personnel are great resources for this project.

TMCEC is creating a speakers’ bureau. Knowledgeable speakers throughout the state can be drawn upon to speak in their community on the importance of traffic safety. There are resources, materials, and Powerpoint presentations available that will assist you when you speak in the community, organize field trips, present mock trials at your court, or when you provide outreach into your community. These excellent resources are located on the TMCEC Municipal Traffic Safety Initiatives website at www.tmcec.com. *To place your name on the speakers’ bureau, please fax this form to TMCEC at 512.435.6118.*

Together we can make a difference. Thank you for supporting something so important!

A handwritten signature in black ink, appearing to read "Robin Smith".

Robin Smith,
President, TMCA

Add Me to the Speakers’ Bureau

Name: _____ Court: _____

Tel#: _____ Email: _____

Driving on the Right Side of the Road


In the last year, TMCEC has been working closely with the staff and consultants from the Law-Related Education Department of the State Bar of Texas and Law Focused Education, Inc. to develop a traffic safety curriculum guide for grades 4, 7 and high school government. The program is designed to be taught in social studies classes and is aligned with the TEKS (Texas Essential Knowledge & Skills) that all students are tested on in Texas public schools.





The lessons use interactive strategies and online games to teach traffic safety while studying city government, the three branches of government, and the responsibilities of citizenship. Information sheets provide teachers with background information on municipal court and traffic laws. Sample Information Sheets and the Rules of the Road lesson are included in this issue of *The Recorder* on pages 6 and 7.






It is recommended that teachers contact local judges, court support personnel, and city prosecutors and ask them to serve as resource persons in classrooms. Resource persons can bring the lessons alive by providing real life or hypothetical examples, accurate descriptions of what the law requires, and serve as positive role models for students.

Sample lessons, handouts, and background materials are available on the TMCEC web site: www.tmcec.com to support guest speakers in the classroom. See the article on page 12 of this *Recorder* for practical tips on how to make an effective classroom presentation.

TMCEC has set up a speakers' bureau for judges and court support personnel who are interested in making presentations to school age children or partnering on this project. If you would like to be include, please fill out the questionnaire shown below and fax or mail it back to TMCEC. (Or, you can email the information to robinson@tmcec.com)



D  **DRIVING**
R  **on the**
RIGHT
S  **IDE**
R  **on the**
ROAD

Yes, I am interested in making a presentation in a classroom.

Name _____

Court: _____

Tel. #: _____

Email: _____

Preferred Age Group: Elementary
 Middle School High School

Return to TMCEC: robinson@tmcec.com
or fax: 512.435-6116

RULES OF THE ROAD

Learning Objectives Students will:

1. Analyze the reasons behind common traffic safety rules.
2. Apply traffic rules and laws to simulated driving experience.
3. Use decision-making skills to answer questions regarding safety laws to move from home to the mall.
4. Identify the three branches of government and their relationships to safe driving in Texas.

TEKS: SS 7:15.A, 7:15.B, 7:16.B, 7:21.B, 7:21.C, 7:23.B; ELA 1.A, 10.A, 10.B, 10.K, 13.B, 13.C, 13.D, 136

Materials Needed: Each group will need the following: TxDOT game board, one TxDOT spinner, one set of question cards, one set of consequence cards, rules of the game, game pieces, Traffic Safety Information Sheets

Vocabulary: Department of Public Safety, pedestrian, intersection, legislative, executive, judicial

Teaching Strategy

1. Divide the class into groups of four, and assign each member of the group one of the following topics: rules for pedestrians, rules for passengers in cars, rules for bicycle safety, and rules for in-line skate safety.
2. Have the students move to their similar group topics. In other words, students assigned pedestrians would get together, students assigned passengers would get together, and so forth. They should read and analyze the Traffic Safety Information Sheet to which they were assigned.
3. Give each student a "Safety Wheel" handout. Students should read and analyze the Traffic Safety Information Sheet to which they were assigned to complete the assignment.

Extensions for GT/Pre-AP:

Using the consequence cards, write a personal experience paragraph. Use one of the following: simile, metaphor, antonym, or hyperbole.

Students will use the TxDOT game in a community outreach effort with primary grade students in their school district.

Students will analyze the consequences or penalties associated with breaking common traffic rules to determine if they are fair, firm enough, or not firm enough. If the penalties are found to be deficient in some way, students should determine how they should they be changed.


Tell the students to put the name of their topic in the center of the wheel (in-line skate/skateboards, cars, bicycle safety, pedestrian, or passenger).

Tell them to pick the four rules they consider the most important and rewrite them in "kid friendly" in the "Rule" space on the wheel.

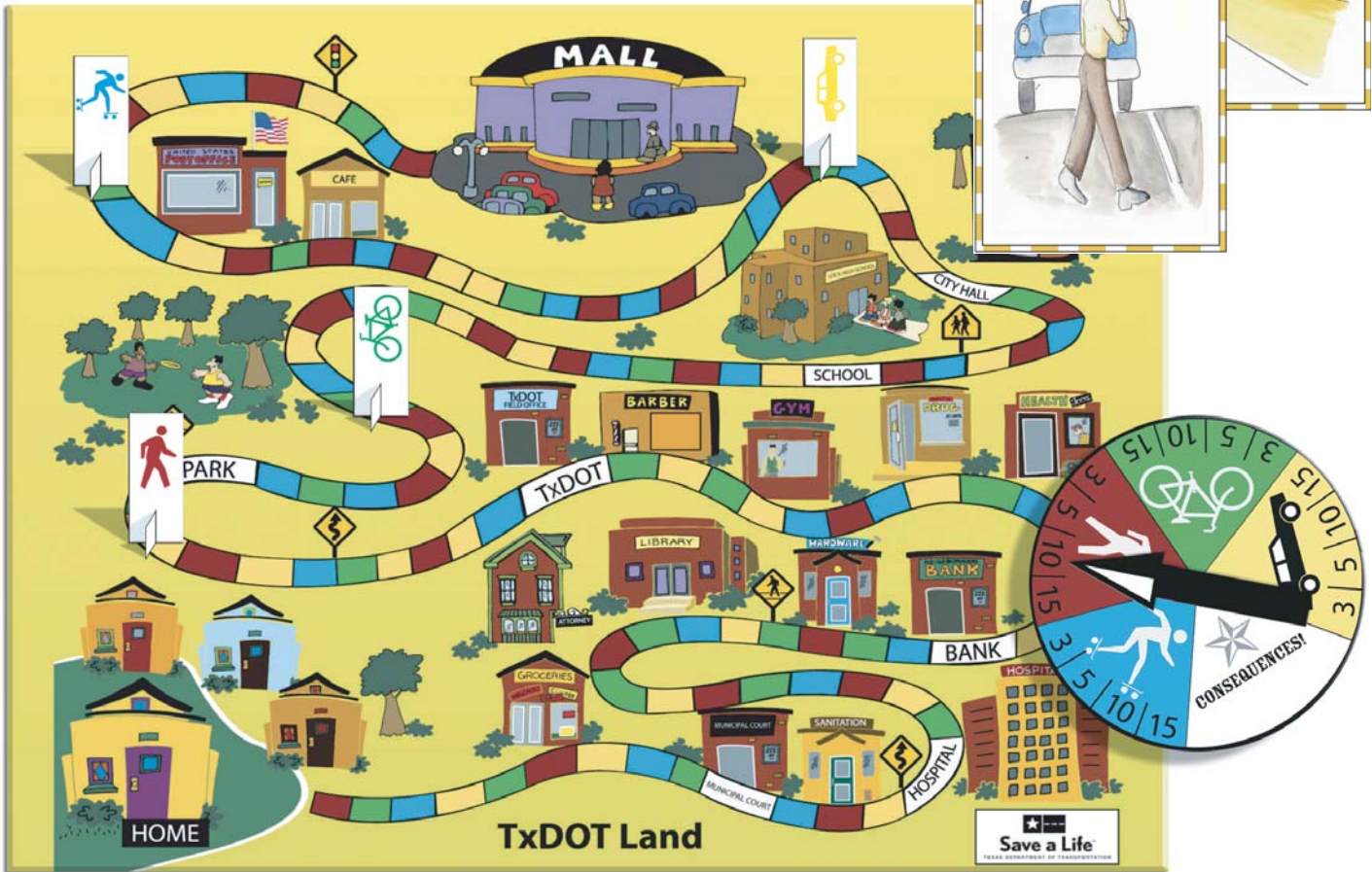
Then pick one good consequence for following the rule and write that in the "Good Consequence" section. Pick one bad consequence for **NOT** following the rule and write that in the section marked "Bad Consequence."


continues on next page

4. When visuals have been completed, ask students to move back to their original groups of four students. Allow members of the group five minutes for sharing what they have learned, using their visuals to teach the others.
5. Once each member of the group has finished sharing information on their topics, explain to the students they are about to play a board game entitled, "The Rules of the Road." This game will require the players in the group to travel around the board by answering questions dealing with traffic safety issues from the information sheets they studied.
6. Hand out the TxDOT Land game board, one set of the playing cards, one TxDOT spinner, game pieces, traffic safety information sheets, "Learning Wheel" and the "Rules of the Road" instruction sheet to each group. Go over the instructions with the students. Allow students to reference the visuals created as needed to play the game.



TxDOT Land Gameboard and pieces.






SAFETY WHEEL





Traffic Safety Information Sheet Pedestrians

- On average, a pedestrian is injured every seven minutes.
- In 2006, a total of 331 children ages 14 and younger were killed in pedestrian-motor vehicle crashes.
- Drivers are required to yield right of way to pedestrians in crosswalks.
- Children under the age of 10 should not cross a street alone.
- Never run into the street to catch a ball or to chase a toy, friend, or pet.
- Walk—do not run—across the street.
- Look left, right, and left again before crossing the street; cross when the street is clear and keep looking both ways while crossing.
- Cross at corners and use crosswalks whenever possible. Avoid jaywalking (crossing the street in the middle of the block).
- Always stay within the lines of the crosswalk.
- Walk on the right side of the crosswalk.
- Try to make eye contact with the drivers before crossing in front of them; you may see the driver, but the driver might not see you.
- Watch for cars that are turning or backing up.
- Look for traffic when stepping off a bus or from behind parked cars.
- Wear bright clothing in daytime and reflective clothing or tape from dusk to dawn.
- Hold hands with your parent or brother/sister in parking lots.
- Be careful around parked cars. Do not play in parking lots.
- Learn and obey traffic signals, signs, and laws.
- Always walk facing the traffic.



Traffic Safety Information Sheet Passenger Safety

- Texas law requires drivers and front seat passengers in all vehicles to wear seat belts.
- The safest place for children 12 years of age and under to ride in a vehicle in the back seat.
- Kids over 80 pounds and 4'9" tall will usually fit safely in vehicle lap belts and shoulder straps.
- Children under the age of five are required to use a child safety seat when riding in a vehicle.
- Air bags work well with older children and adults riding in the front seat but may cause serious injury to children.
- Children should never ride in the bed of a pick-up truck—even if there is a covered bed.
- More than half of the deaths of passengers riding in the bed of pick-up trucks involve children and teenagers.
- A car left in direct sunlight can reach 131-172 degrees in only 15 minutes.
- Each year more than 20 children die from heat stroke because they have been left inside a vehicle.
- Nearly two thirds of children killed in traffic accidents were riding with a driver who was drinking alcohol.
- Distractions that may cause injury to drivers and/or passengers include using cell phones, shouting, arguing, joking around, or loud music.
- Use the handrail to enter and exit a bus.
- Stand back (at least 10 feet away from the curb) when waiting for a bus.
- Don't play in and around vehicles.
- Never play in the trunk.
- Never skateboard or in-line skate holding onto a car or pick-up truck.



Traffic Safety Information Sheet

Bicycle Safety

- A person riding a bicycle has the same responsibilities and rules as someone driving a car.
- Bicycle helmets are not required by state law but are highly recommended.
- A helmet is the most important piece of safety equipment for a bicyclist.
- Remove your helmet before using playground equipment or climbing a tree because of a risk of being strangled.
- A helmet should be worn one inch above the eyebrows, straight on the head, and fastened securely under the chin.
- Someone riding a bicycle must not carry more people than the bike is designed to carry.
- When riding a bike, a person may not carry anything that prevents him or her from having at least one hand on the handlebars.
- A person riding a bicycle may not hang onto or be pulled by a car or pick-up truck.
- All bicycles must be equipped with brakes that can stop the bike.
- If riding a bicycle at night, the bike must have a front headlight and back reflectors.
- Children under 10 years old should not ride a bicycle in the street.
- Rearview mirrors are recommended for safety purposes.
- Bicyclists must obey all stop signs, stoplights, and other traffic signs.
- Do not weave in and out of parked cars.
- Slow down and be careful around pedestrians.
- Attending a bicycle safety class is a good idea.
- When crossing an intersection, riders should walk their bicycles across.
- Never ride a bicycle opposite the flow of traffic.




Traffic Safety Information Sheet In-Line Skating Safety

- Each year over 100,000 people are treated for injuries related to in-line skating, and most of these people are under 25 years of age.
- The most common injury involving in-line skating is a wrist injury.
- There are no specific Texas laws concerning in-line skating, but many cities have ordinances or laws that apply to various forms of skating.
- In-line skaters should follow local traffic laws.
- Don't skate in areas with pedestrian or vehicle traffic.
- When skating, always wear protective equipment including elbow and knee pads, light gloves, helmets, and wrist guards.
- Heavy duty gear should be worn if the skater is performing tricks or playing roller hockey.
- Don't "skitch" (holding onto a moving vehicle) while skating.
- Skaters pass on the left.
- Many cities don't allow in-line skating on any public street except when crossing a street in a crosswalk.
- Many cities forbid in-line skating in certain areas.
- Pedestrians always have the right of way on sidewalks.
- Skaters should look left, right, and then left again before entering a roadway.
- According to the Center for Disease Control, bicycles are involved in more accidents than in-line skates.
- Take a class on skating to learn proper stopping procedures, body posture for balance, and warm up exercises.
- Skaters should always skate on the right side of a sidewalk or path.

**2008 – 2009
Driving on the Right Side of the Road Workshops
Will be held at following TMCEC Schools**

Seminar	Date(s)	City	Hotel Information
12-Hour Regional Judges Seminar	October 6-8, 2008	Tyler	Holiday Inn Select
12-Hour Regional Judges and Clerks Seminar	November 5-7, 2008	Austin	Crowne Plaza
12-Hour Regional Judges and Clerks Seminar	January 7-9, 2009	San Antonio	Omni San Antonio Hotel at the Colonnade
12-Hour Regional Judges and Clerks Seminar	February 1-3, 2009	Dallas	Crowne Plaza Addison
12-Hour Regional Judges Seminar	February 22-24, 2009	Galveston	The San Luis Resort and Spa
12-Hour Regional Judges and Clerks Seminar	March 15-17, 2009	Houston	Omni Hotel Houston
12-Hour Regional Judges and Clerks Seminar	April 1-3, 2009	Amarillo	Ambassador Hotel
12-Hour Regional Attorney Judges Seminar	May 3-5 2009	S. Padre Island	Radisson Resort
12-Hour Regional Non-Attorney Judges Seminar	May 5-7, 2009	S. Padre Island	Radisson Resort
Traffic Safety Conference	May 27-29, 2009	Austin	Omni Southpark
12-Hour Regional Judges and Clerks Seminar	June 23-25, 2009	Odessa	MGM Elegante

You can find **Driving on the Right Side of the Road** materials and on-line learning resources at www.tmcec.com. Click on the Municipal Traffic Safety Initiatives link.



Public Outreach Traffic Safety

✓ Before Your Visit:

Talk with the teacher. Discuss the ages and experience of the students. Request that the teacher have name tags or name tents printed with students first names. Consult with the teacher about what additional background materials might help the students. Have they been studying a particular unit that involves municipal court? Or is this a Career Day type program? Ask if you will have a computer and projector available—check the TMCEC web site for sample lessons and presentations (www.tmcec.com).

✓ While at School and in the Classroom

Do:

- ✓ Check in at the office first.
- ✓ Translate legalese into English.
- ✓ Use a variety of methods and examples.
- ✓ Send material to the teacher for students to read before your presentation (a handbook or pamphlet, chart, case study, or newspaper articles).
- ✓ Have a planned outline of how you would like your presentation to proceed, but be prepared to be flexible.
- ✓ Begin your presentation at the students' level and relate to their world through hypothetical or real examples involving young people and the law.
- ✓ Briefly tell the students about your work and explain the goals of your visit.
- ✓ Move around the room. Use the chalkboard to illustrate ideas or if available, a Powerpoint presentation to reinforce your points visually.
- ✓ Introduce only one or two main topics and explain them fully.
- ✓ Localize examples for students' interest and understanding.
- ✓ Encourage questions. Repeat questions so all students can hear what was asked.
- ✓ Use humor and a personal approach.
- ✓ Ask the teacher to provide name tags for the students.
- ✓ Express your appreciation to the teacher for incorporating study of the law into lesson plans. Reinforce this with a letter to the principal or superintendent.

✓ While at School and In the Classroom *(continued)*

Don't:

- ✓ Lecture to students.
- ✓ Try to cover a broad range of topics in one class period.
- ✓ Talk down to students.
- ✓ Read a prepared speech.
- ✓ Let one or two students dominate the discussion. Instead, call on other students or limit the number of questions per person.
- ✓ Feel you must defend everything about the operation of the legal system. An unrealistic portrait of the system can increase student cynicism; a thoughtful, balanced presentation can enhance understanding.
- ✓ Give advice on individual problems.

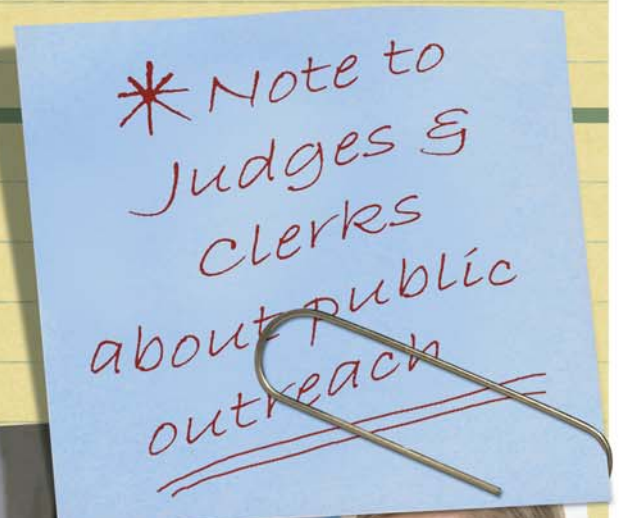
Avoid:

- ✓ Telling too many "war stories."
- ✓ Combining several classes.
- ✓ Students may be shy about asking questions in larger groups.
- ✓ Visiting schools before a school holiday.

Adapted from
Of Counsel to Classrooms, a
publication of the Texas Young
Lawyers Association.

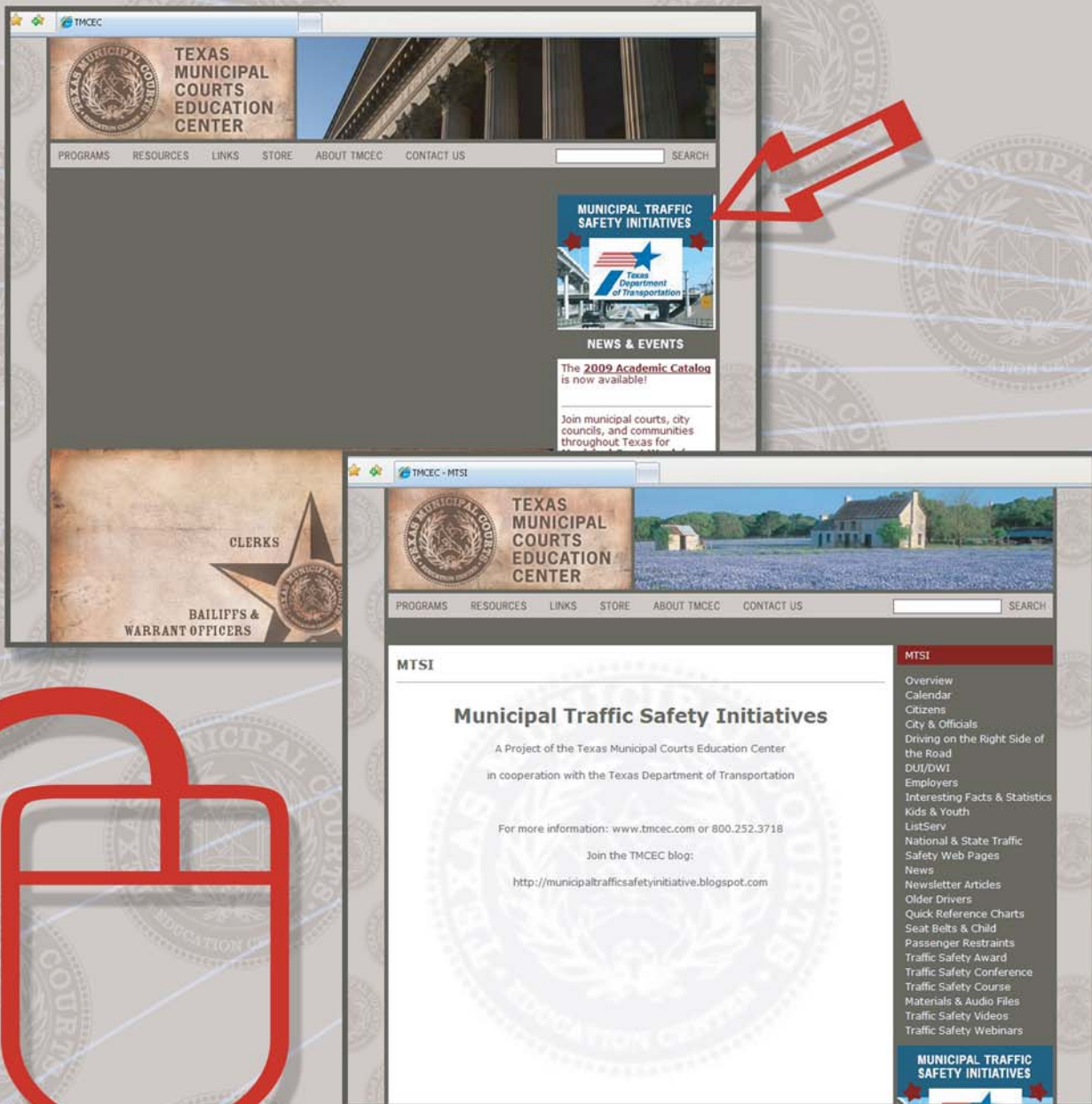
✓ Public Outreach

TMCEC is encouraging judges and clerks to participate as resource persons in K-12 classrooms across Texas. As part of a TxDOT grant, TMCEC is working with the Law-Related Education Department of the State Bar of Texas to train teachers to teach students about traffic safety and municipal courts in social studies classes. In the summer of 2009, TMCEC will co-sponsor summer workshops for teachers and encourage them to invite municipal judges and clerks into their classrooms. If you would like to participate in this program as a guest speaker, please email robinson@tmecec.com and we will add your name to our list of resource persons.



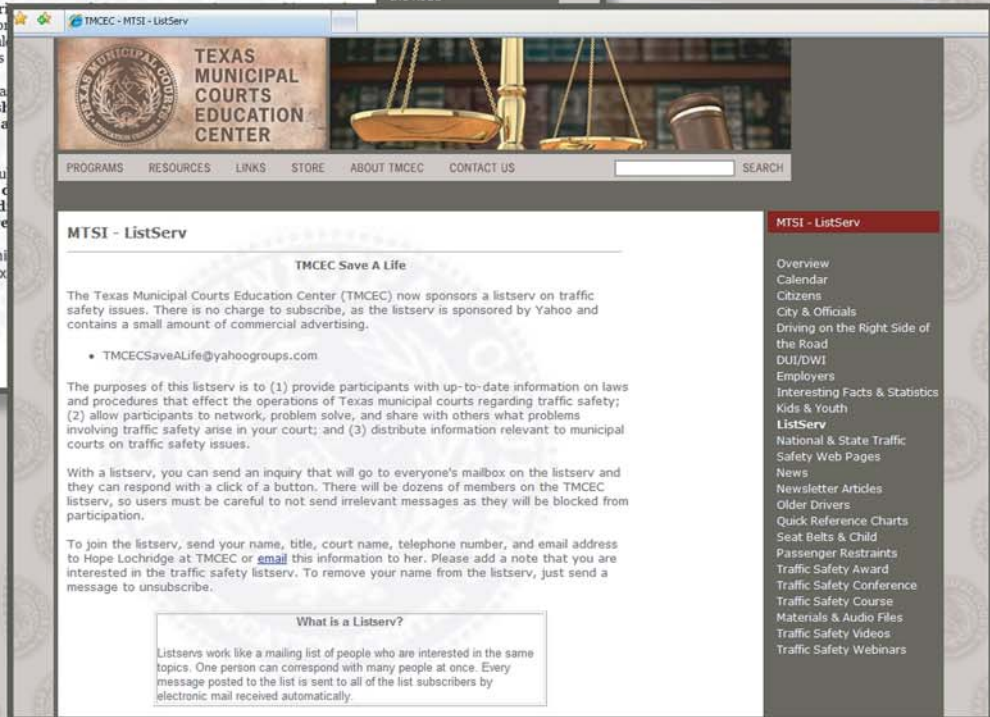
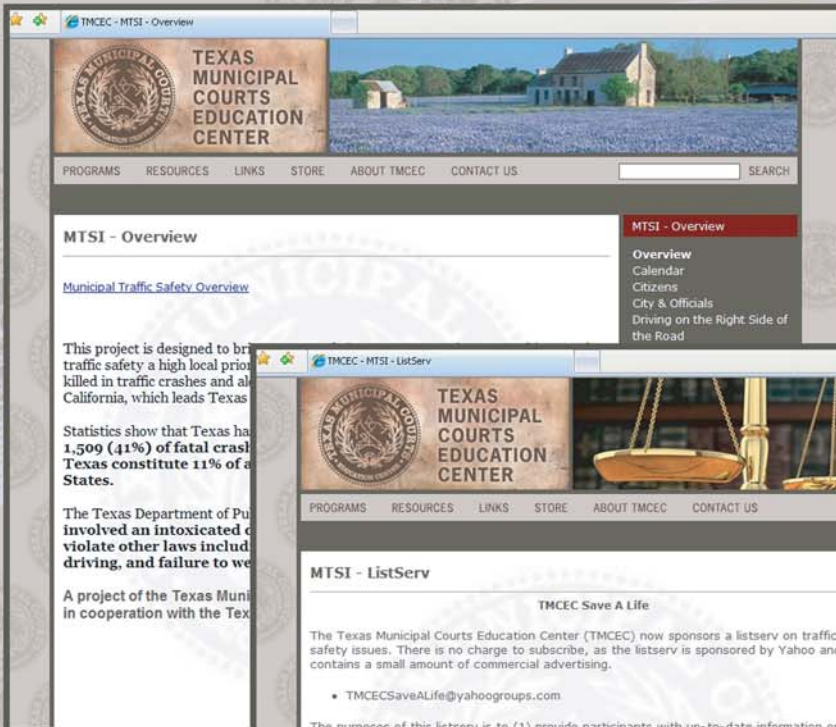
www.tmcec.com

Another excellent resource is our Municipal Traffic Safety Initiatives website. Simply go to www.tmcec.com and click on Municipal Traffic Safety Initiatives to access some very valuable resources and information that is updated on a regular basis. There are information sheets, model power points, lessons for school age children, and more. Please let us know if there are any resources we should add.



MTSI List Serv

TMCEC has started a traffic safety listserv open to city officials, judges, and court support personnel interested in sharing ideas on making traffic safety a priority. To subscribe to this listserv, please send an email to robinson@tmcec, your name, city, title, and email address and you will be added.





THE CODE OF JUDICIAL CONDUCT:

LICENSE OR LIMITATION?

By Judge Lester Rorick, City of Pasadena

The preamble to the Code of Judicial Conduct concludes that it (The Code) is intended to “state basic standards which should govern the conduct of all judges and to provide guidance to assist judges in establishing and maintaining high standards of judicial and personal conduct.” Sometimes we find that these standards limit our extra-judicial activities. Other times, just the *possibility* of an unseen ethical problem keeps us from becoming involved. Indeed, community involvement and volunteerism *can* present ethical challenges – particularly in the areas of fund raising. Such is not the case, however, with your involvement in the DRSR program.

For specific guidance, we can look to Canon 4B that provides as follows:

CANON 4B. Activities to Improve the Law. A judge may:
(1) *speak, write, lecture and participate in extra-judicial activities concerning the law, the legal system, the administration of justice and non-legal subjects, subject to the requirements of this Code;*

There are several Advisory Opinions on Judicial Ethics that help us to better understand what the last phrase, “subject to the requirements of this Code” may mean.

Opinion No. 22 (1977) opines that Canon 4A, (now 4B) authorizes a district judge may act as a moderator of a short bi-weekly television program to educate the public on the duties and functions of courts and related agencies dealing with the administration of justice. It also identifies some qualifiers on such participation. These are Canon 2A, 4A and 5(1) that will be addressed separately.

Opinion No. 63 (1982) found that “...the Code of Judicial Conduct encourages judges to write articles concerning the improvement of the law, and the administration of justice, provided that in doing so he does not cast doubt on his capacity to act impartially on any matter that comes before him. The Committee is of the further opinion that a judge should not answer inquiries from the public on any matter in the field of law, other than in those areas specifically enumerated above.”

Opinion No. 66 (1983) frowned on the participation of a judge in the development of a program designed to inform law enforcement officers concerning possible pitfalls during cross examination (The title of Judge would not be used in connection with the program). The Committee was of the opinion that the Code of Judicial Conduct encourages a judge to write, lecture and teach on matters concerning law, the legal system and the administration of justice. The program described, however, *(continues on following page)*

had the appearance of advocating particular results in certain kinds of cases and, as such, reflects adversely on the judge's appearance of impartiality.

Opinion No. 76 (1985) found that the language of Canon 4 sufficient to "encompass the drafting or origination of legislation dealing with substantive law."

The opinions of the Committee have suggested that the following Canons bear on the issue: 2A, 3B 10, 4A and 5(1).

CANON 2 Avoiding Impropriety and the Appearance of Impropriety In the Judge's Activities.

A. *A judge shall comply with the law and should act at all times in a manner that promotes public confidence in the integrity and impartiality of the judiciary.*

CANON 3 Performing the Duties of Judicial Office Impartially and Diligently

B *Adjudicative Responsibilities.*

(10) *A judge shall abstain from public comment about a pending or impending proceeding which may come before the judge's court in a manner that suggests to a reasonable person the judge's probable decision on any particular case....*

This section does not prohibit judges from making public statements in the course of their official duties or from explaining the procedures of the court.

CANON 4 Conducting the Judge's Extra-Judicial Activities to Minimize the Risk of Conflict with Judicial Obligations

A. *Extra-Judicial Activities in General. A judge shall conduct all the judge's extra-judicial activities so that they do not:*

- (1) *cast reasonable doubt on the judge's capacity to act impartially as a judge; or,*
- (2) *interfere with the proper performance of judicial duties.*

CANON 5 Refraining From Inappropriate Political Activity

(1) *A judge or judicial candidate shall not:*

(i) *make pledges or promises of conduct in office regarding pending or impending cases, specific classes of cases, specific classes of litigants, or specific propositions of law that would suggest to a reasonable person that the judge is predisposed to a probable decision in cases within the scope of the pledge.*

While we, as judges, are "encouraged" to participate in activities such as that presented by DRSR, we are likewise admonished to do so in a manner that does not run afoul of the general obligations to be fair and impartial. Following are some suggestions to keep you on the right side of the road:

- Know your role. In its introductory letter, TMCEC encourages teachers to "contact your local municipal judge and invite him or her visit your classroom as a member of your academic team. Give the judge a specific topic to teach or lesson to use." Apart from being spared the embarrassment of not knowing an answer, this advance notice gives you the opportunity to anticipate the kinds of questions that might get you on the wrong side of an ethical issue.
- Know the grade level of the students. Presently, there are programs for 4th, 7th and high school government courses. By anticipating the maturity of the student body, you can better structure your presentation and answers so as not to leave wrong impressions on young minds.
- Review the applicable canons as part of your preparation. In just a few moments time, you can give yourself the advice you need to keep you from wandering too far afield in the answers to any questions that might be posed during your school visit.

District Traffic Safety Specialists Contact List

The Texas Municipal Courts Education Center is very appreciative of the traffic safety resources that the Texas Department of Transportation (TxDOT) shares with TMCEC and the municipal courts across the State of Texas.

The following is a list of the TxDOT District Traffic Safety Specialists (DTSS), their contact information, and the area that they serve. You may already be familiar with some of the DTSS on this list. If not, we encourage you to make contact with the DTSS in your area.

The DTSS have educational resources and can be present during special events and partner with you to educate the community on the importance of traffic safety.

District & TSS Name	E-Mail	Address	Telephone	Fax
Abilene Brenda Mitchell	BMITCHE@dot.state.tx.us	4250 N. Clack St. Abilene, TX 79601	(325) 676-6802	(325) 676-6901
Amarillo Tracy Tellman	TTELLMA@dot.state.tx.us	5715 Canyon Dr. Amarillo, TX 79114-7368	(806) 356-3295	(806) 356-3294
Atlanta Irene Webster	IWEB@dot.state.tx.us	701 E. Main St. Atlanta, TX 75551	(903) 799-1221	(903) 799-1288
Austin Sharon Little	SLITTLE@dot.state.tx.us	7901 N. IH35 Austin, TX 78761-5426	(512) 832-7035	(512) 832-7246
Beaumont Georgette Pillitere	GPILLIT@dot.state.tx.us	8350 Eastex Frwy (US69N) Beaumont, TX 77708-1701	(409) 898-5719	(409) 898-5732
Brownwood Tina Crelia	TCRELIA@dot.state.tx.us	2495 Hwy 183N Brownwood, TX 76802	(325) 643-0465	(325) 643-0306 (325) 643-0306
Bryan Terri Miller	TMILLE5@dot.state.tx.us	1300 No. Texas Ave. Bryan, TX 77803	(979) 778-9779	(979) 778-9703
Childress Barbara Seal	BSEAL@dot.state.tx.us	7599 US 287 Childress, TX 79201-9705	(940) 937-7145	(940) 937-7280 (940) 937-7154
Corpus Christi Cliff Bost	CBOST@dot.state.tx.us	1701 So. Padre Island Dr. Corpus Christi, TX 78469-9907	(361) 808-2205	(361) 808-2424
Dallas Pat Hickman Susan Clark	PHICKMA@dot.state.tx.us SCLARK@dot.state.tx.us	4777 E. Highway 80 Mesquite, TX 75150-6643	(214) 320-6235 (214) 320-6220	214) 320-6615 (214) 320-6615
El Paso Carol Campa	CCAMPA@dot.state.tx.us	13301 Gateway West El Paso, TX 79928	(915) 790-4384	(915) 790-4349
Ft. Worth Kathy Neely Joel Mallard	KDRISKE@dot.state.tx.us JMALLAR@dot.state.tx.us	2501 SW Loop 820 TransVISION 3 rd Floor Ft. Worth, TX 76133	(817) 370-6626 (817) 370-6618	(817) 370-3582 (817) 370-3582
Houston Garry Rand Olga Navarro	GRAND@dot.state.tx.us ONAVARR@dot.state.tx.us	7721 Washington Ave. Houston, TX 77007	(713) 802-5187 (713) 802-5177	(713) 802-5030 (713) 802-5030
Laredo John Charles	JCHARLE@dot.state.tx.us	1817 Bob Bullock Loop Laredo, TX 78043	(956) 712-7775	(956) 712-7772

District & TSS Name	E-Mail	Address	Telephone	Fax
Lubbock Karen Peoples	KPEOPLE@dot.state.tx.us	135 Slaton Hwy. Lubbock, TX 79404	(806) 748-4478	(806) 748-4381
Lufkin Shirley Reynolds	SREYNOL@dot.state.tx.us	1805 No. Timberland Dr. Lufkin, TX 75901	(936) 633-4321	(936) 633-4378
Odessa Robert Martinez	RMARTI1@dot.state.tx.us	3901 E. US Hwy. 80 Odessa, TX 79761-3522	(432) 498-4748	(432) 498-4680
Paris Jolita Norris	JNORR@dot.state.tx.us	1365 N. Main St., Bldg. 007 Paris, TX 75460	(903) 737-9200	(903) 737-9204
Pharr Ruby Martinez	RMARTINE@dot.state.tx.us	600 W. Expwy 83 Pharr, TX 78577-1717	(956) 782-2508	(956) 702-6110
San Angelo James Whitlock	JWHITLO@dot.state.tx.us	4502 Knickerbocker Rd. San Angelo, TX 76904	(325) 947-9271	(325) 947-9292
San Antonio Linda Tomasini Sam Aguirre	LSTOMAS@dot.state.tx.us SAGUIRR@dot.state.tx.us	4615 NW Loop 410 San Antonio, TX 78229	(210) 615-5844 (210) 615-5886	(210) 615-6115
Tyler Juanita Daniels-West	JDANIE2@dot.state.tx.us	2709 W. Front St. Tyler, TX 75702	(903) 510-9106	(903) 510-9158
Waco Cindy Parks	CPARKS@dot.state.tx.us	100 S. Loop Dr. Waco, TX 76704-2858	(254) 867-2725	(254) 867-2772
Wichita Falls Patsy Walls	PWALLS@dot.state.tx.us	1601 Southwest Parkway Wichita Falls, TX 76302-4906	(940) 720-7708	(940) 720-7707
Yoakum Rhonda Moorman	RMOORMA@dot.state.tx.us	403 Huck St. Yoakum, TX 77995	(361) 293-4331	(361) 293-4372

Exciting News! TxDOT has offered TMCEC a continuation grant for another three years!



Public Outreach

Many of you have taken the time to visit the TMCEC MTSI exhibit at the various TMCEC schools in FY 08. At this exhibit, there are numerous resources available for you to take back to your court and community, including promotional materials with traffic safety messages

provided by TxDOT, as well as TMCEC developed materials. The TMCEC TxDOT Traffic Safety Grant Administrator, Lisa Robinson, is usually attending the exhibit and enjoys hearing from you as to what is happening in your court! These exhibits will be continued in FY 09. We know that you share our appreciation to TxDOT for providing the public information and education materials for use in your courts and with community groups.



**TEXAS MUNICIPAL COURTS
EDUCATION CENTER
1609 SHOAL CREEK BLVD., SUITE 302
AUSTIN, TX 78701
www.tmceec.com**

Presorted Standard
U.S. Postage
PAID
Austin, Texas
Permit No. 114

TMCEC MISSION STATEMENT

To provide high quality judicial education, technical assistance and the necessary resource material to assist municipal court judges, court support personnel, and prosecutors in obtaining and maintaining professional competence.

Change Service Requested